Mouse DDX56 Monoclonal Antibody | anti-DDX56 antibody

DDX56 (DEAD (Asp-Glu-Ala-Asp) Box Polypeptide 56, DDX21, DDX26, NOH61) (Biotin)

CATALOG #	HOST	APPLICATIONS
AAA26253	**Mouse**	**Western Blot**

PRODUCT SYNONYMS

DDX56; Monoclonal Antibody; DDX56 (DEAD (Asp-Glu-Ala-Asp) Box Polypeptide 56; DDX21; DDX26; NOH61) (Biotin); DEAD (Asp-Glu-Ala-Asp) Box Polypeptide 56; NOH61; anti-DDX56 antibody

PRODUCT SPECIFICATIONS

Host	Mouse
Clonality	Monoclonal
Isotype	IgG1,k
Clone Number	6B9
Specificity	Recognizes DDX56.
Purity/Purification	Purified
Form/Format	Supplied as a liquid in PBS, pH 7.2. No preservative added. Labeled with Biotin.
Applicable Applications for anti-DDX56 antibody	WB (Western Blot)
Application Notes	Applications are based on unconjugated antibody.
Immunogen	DDX56 (NP_061955, 450aa-547aa) partial recombinant protein with GST tag. MW of the GST tag alone is 26kD.
Immunogen Sequence	IKEELLHSEKLKTYFEDNPRDLQLLRHDLPLHPAVVKPHLGHVPDYLVPPALRGLVRPHKKRKKLSSSCRKAKRAKSQNPLRSFKHKGKKFRPTAKPS
Conjugate	Biotin
Preparation and Storage	Store product at 4 degree C if to be used immediately within two weeks. For long-term storage, aliquot to avoid repeated freezing and thawing and store at -20 degree C. Aliquots are stable at -20 degree C for 12 months after receipt. Dilute required amount only prior to immediate use. Further dilutions can be made in assay buffer. For maximum recovery of product, centrifuge the original vial after thawing and prior to removing the cap.

IMAGES

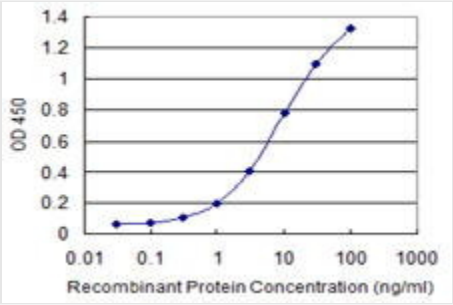

Application Data
Detection limit for recombinant GST tagged DDX56 is 0.1 ng/ml as a capture antibody.

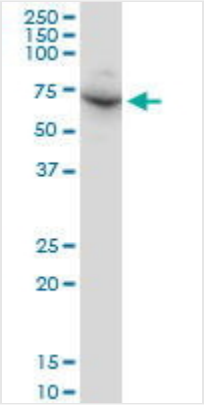

WB (Western Blot)
DDX56 monoclonal antibody (M03), clone 6B9. Western Blot analysis of DDX56 expression in Raw 264.7.



WB (Western Blot)
DDX56 monoclonal antibody (M03), clone 6B9. Western Blot analysis of DDX56 expression in NIH/3T3.

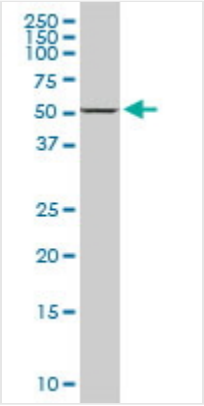

WB (Western Blot)
DDX56 monoclonal antibody (M03), clone 6B9. Western Blot analysis of DDX56 expression in PC-12 (Cat # L012V1).

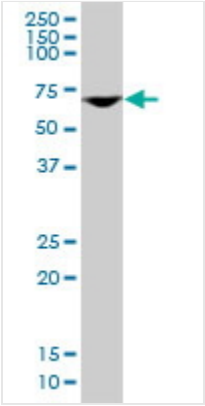

WB (Western Blot)
DDX56 monoclonal antibody (M03), clone 6B9. Western Blot analysis of DDX56 expression in HepG2 (Cat # L019V1).

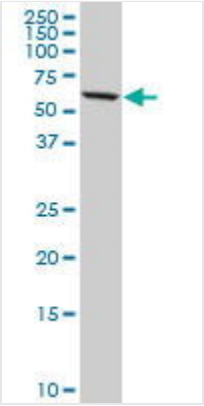

WB (Western Blot)
DDX56 monoclonal antibody (M03), clone 6B9. Western Blot analysis of DDX56 expression in HeLa (Cat # L013V1).

ADDITIONAL INFORMATION

Related Product Information for anti-DDX56 antibody	This gene encodes a member of the DEAD box protein family. DEAD box proteins, characterized by the conserved motif Asp-Glu-Ala-Asp (DEAD), are putative RNA helicases. They are implicated in a number of cellular processes involving alteration of RNA secondary structure such as translation initiation, nuclear and mitochondrial splicing, and ribosome and spliceosome assembly. Based on their distribution patterns, some members of this family are believed to be involved in embryogenesis, spermatogenesis, and cellular growth and division. The protein encoded by this gene shows ATPase activity in the presence of polynucleotides and associates with nucleoplasmic 65S preribosomal particles. This gene may be involved in ribosome synthesis, most likely during assembly of the large 60S ribosomal subunit. [provided by RefSeq]
Product Categories/Family for anti-DDX56 antibody	Antibodies; DEAD Box Proteins
References	1. Quantitative Proteomics and Dynamic Imaging of the Nucleolus Reveal Distinct Responses to UV and Ionizing Radiation.Moore HM, Bai B, Boisvert FM, Latonen L, Rantanen V, Simpson JC, Pepperkok R, Lamond AI, Laiho M.Mol Cell Proteomics. 2011 Oct;10(10):M111. 009241. Epub 2011 Jul 21.

NCBI AND UNIPROT INFORMATION

NCBI GI #	9506931
NCBI GeneID	54606
NCBI Accession #	NP_061955
NCBI GenBank Nucleotide #	NM_019082.3
UniProt Accession #	Q9NY93; Q6IAE2; Q9H9I8; A4D2K9; C9JV95
Molecular Weight	64.0 kDa (570aa)
NCBI Official Full Name	probable ATP-dependent RNA helicase DDX56 isoform 1
NCBI Official Synonym Full Names	DEAD-box helicase 56
NCBI Official Symbol	DDX56
NCBI Official Synonym Symbols	DDX21; DDX26; NOH61
NCBI Protein Information	probable ATP-dependent RNA helicase DDX56
UniProt Protein Name	Probable ATP-dependent RNA helicase DDX56
UniProt Gene Name	**DDX56**
UniProt Synonym Gene Names	DDX21; NOH61
UniProt Entry Name	DDX56_HUMAN

For Research Use Only. Not for use in diagnostic or therapeutic procedures. Small volumes of product may become entrapped in the seal of the vial during shipment and storage; if necessary, briefly centrifuge the vial on a tabletop centrifuge to dislodge any liquid in the cap.

AAA Biotech | Tel: +1 (619) 604-9440 | Fax: +1 (619) 604-9441 | contact@aaabiotech.com
Online datasheet: https://stage.aaabiotech.com/monoclonal/ddx56-antibody-clone-6b9-western-blot-elisa/26253