Rabbit anti-Mouse TCPTP Polyclonal Antibody | anti-PTPN2 antibody

Anti-TCPTP Antibody, Rabbit Polyclonal

CATALOG #	HOST	REACTIVITY	APPLICATIONS
AAA257228	**Rabbit**	**Mouse**	**Immunohistochemistry, ELISA**

PRODUCT SYNONYMS

TCPTP; Polyclonal Antibody; Anti-TCPTP Antibody; Rabbit Polyclonal; TCPTP/PTPN2 Antibody; Rabbit PAb; Antigen Affinity Purified; protein tyrosine phosphatase; non-receptor type 2; Anti-AI325124 Antibody; Anti-Ptpt Antibody; Anti-TC-PTP Antibody; anti-PTPN2 antibody

PRODUCT SPECIFICATIONS

Host	Rabbit
Reactivity	Mouse
Clonality	Polyclonal
Isotype	Rabbit IgG
Specificity	Mouse TCPTP/PTPN2
Purity/Purification	Protein A & Antigen Affinity
Form/Format	Liquid; 0.2um filtered solution in PBS
Applicable Applications for anti-PTPN2 antibody	IHC (Immunohistochemistry), ELISA
Immunogen	Recombinant Mouse TCPTP/PTPN2 Protein
Conjugation	Unconjugated
Preparation	Produced in rabbits immunized with purified, recombinant Mouse TCPTP/PTPN2 (rM TCPTP/PTPN2). TCPTP/PTPN2 specific IgG was purified by Mouse TCPTP/PTPN2 affinity chromatography.
Preparation and Storage	This antibody can be stored at 2-8 degree C for one month without detectable loss of activity. Antibody products are stable for twelve months from date of receipt when stored at -20 degree C to -80 degree C. Preservative-Free. Avoid repeated freeze-thaw cycles.

IMAGES

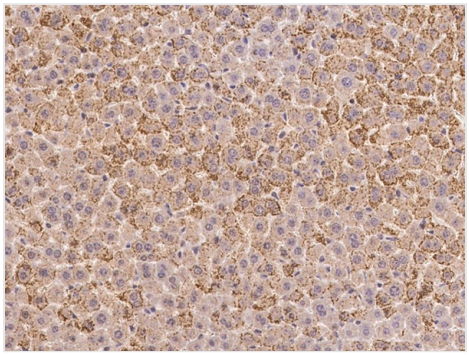

IHC (Immunohistochemisry)
Immunochemical staining of mouse PTPN2 in mouse liver with rabbit polyclonal antibody at 1:200 dilution, formalin-fixed paraffin embedded sections.

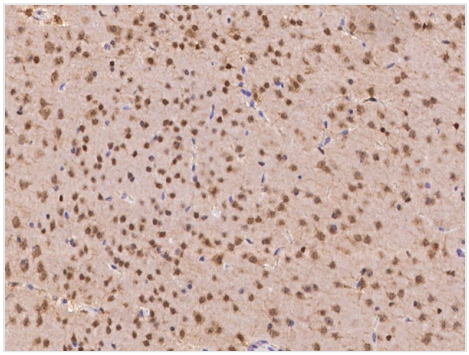

IHC (Immunohiostchemistry)
Immunochemical staining of mouse PTPN2 in mouse brain with rabbit polyclonal antibody at 1:200 dilution, formalin-fixed paraffin embedded sections.

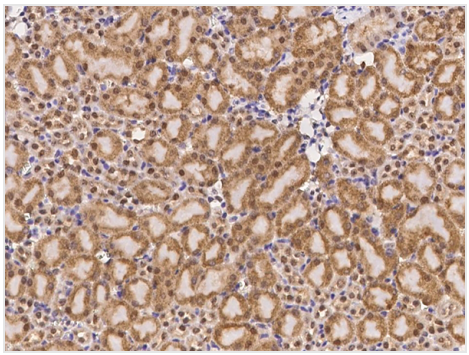

IHC (Immunohistochemistry)
Immunochemical staining of mouse PTPN2 in mouse kidney with rabbit polyclonal antibody at 1:200 dilution, formalin-fixed paraffin embedded sections.

ADDITIONAL INFORMATION

Related Product Information for anti-PTPN2 antibody	Tyrosine-protein phosphatase non-receptor type 2, also known as T-cell protein-tyrosine phosphatase, PTPN2 and PTPT, is a cytoplasm protein that belongs to the protein-tyrosine phosphatase family and Non-receptor class 1 subfamily. Members of the protein tyrosine phosphatase (PTP) family share a highly conserved catalytic motif, which is essential for the catalytic activity. TC-PTP/PTPN2 is a cytosolic tyrosine phosphatase that functions as a negative regulator of a variety of tyrosine kinases and other signaling proteins. The expression of TC-PTP/PTPN2 plays a role of tumor suppressor and may modulate response to treatment. PTPs are known to be signaling molecules that regulate a variety of cellular processes including cell growth, differentiation, mitotic cycle, and oncogenic transformation. Epidermal growth factor receptor and the adaptor protein Shc were reported to be substrates of this PTP, which suggested the roles in growth factor mediated cell signaling. TC-PTP/PTPN2 is an enzyme that is essential for the proper functioning of the immune system and that participates in the control of cell proliferation, and inflammation. TC-PTP/PTPN2 was identified as a negative regulator of NUP214-ABL1 kinase activity.
Product Categories/Family for anti-PTPN2 antibody	Phosphatases and Regulators
References	Cool D., et al., (1989), cDNA isolated from a human T-cell library encodes a member of the protein-tyrosine-phosphatase family. Proc. Natl. Acad. Sci. U.S.A. 86:5257-5261.Ota T., et al., (2004), Complete sequencing and characterization of 21, 243 full-length human cDNAs.Nat. Genet. 36:40-45.Nusbaum C., et al., (2005), DNA sequence and analysis of human chromosome 18.Nature 437:551-555.

NCBI AND UNIPROT INFORMATION

NCBI GI #	187608416
NCBI GeneID	19255
NCBI Accession #	NP_001120649.1
NCBI GenBank Nucleotide #	NM_001127177.1
UniProt Accession #	Q06180; Q3V259; Q922E7
Molecular Weight	44,573 Da
NCBI Official Full Name	tyrosine-protein phosphatase non-receptor type 2 isoform b
NCBI Official Synonym Full Names	protein tyrosine phosphatase, non-receptor type 2
NCBI Official Symbol	Ptpn2
NCBI Official Synonym Symbols	Ptpt; TC-PTP; AI325124
NCBI Protein Information	tyrosine-protein phosphatase non-receptor type 2
UniProt Protein Name	Tyrosine-protein phosphatase non-receptor type 2
UniProt Gene Name	**Ptpn2**

UniProt Synonym Gene Names	Ptpt; Protein-tyrosine phosphatase PTP-2

For Research Use Only. Not for use in diagnostic or therapeutic procedures. Small volumes of product may become entrapped in the seal of the vial during shipment and storage; if necessary, briefly centrifuge the vial on a tabletop centrifuge to dislodge any liquid in the cap.

AAA Biotech | Tel: +1 (619) 604-9440 | Fax: +1 (619) 604-9441 | contact@aaabiotech.com
Online datasheet: https://stage.aaabiotech.com/polyclonal/tcptp-antibody-immunohistochemistry-elisa/257228