Mouse BATF Monoclonal Antibody | anti-BATF antibody

BATF (Basic Leucine Zipper Transcriptional Factor ATF-like, B Cell-activating Transcription Factor, SF-HT-activated Gene 2 Protein) (PE)

CATALOG #	HOST	REACTIVITY	APPLICATIONS
AAA25623	**Mouse**	**Human, Mouse, Rat**	**ELISA, Immunoprecipitation, Western Blot**

PRODUCT SYNONYMS

BATF; Monoclonal Antibody; BATF (Basic Leucine Zipper Transcriptional Factor ATF-like; B Cell-activating Transcription Factor; SF-HT-activated Gene 2 Protein) (PE); anti-BATF antibody

PRODUCT SPECIFICATIONS

Host	Mouse
Reactivity	Human, Mouse, Rat
Clonality	Monoclonal
Isotype	IgG1,k
Clone Number	8A12
Specificity	Recognizes human BATF. Species Crossreactivity: mouse and rat.
Purity/Purification	Purified by Protein A Affinity Chromatography.
Form/Format	Supplied as a liquid in PBS, pH 7.2. No preservative added. Labeled with R-Phycoerythrin (PE).
Applicable Applications for anti-BATF antibody	ELISA, IP (Immunoprecipitation), WB (Western Blot)
Application Notes	Applications are based on unconjugated antibody.
Immunogen	Partial recombinant corresponding to aa34-125 from BATF (NP_006390) with GST tag. MW of the GST tag alone is 26kD.
Immunogen Sequence	EKNRIAAQKSRQRQTQKADTLHLESEDLEKQNAALRKEIKQLTEELKYFTSVLNSHEPLCSVLAASTPSPPEVVYSAHAFHQPHVSSPRFQP
Conjugate	PE
Preparation and Storage	Store product at 4 degree C in the dark. DO NOT FREEZE! Stable at 4 degree C for 12 months after receipt as an undiluted liquid. Dilute required amount only prior to immediate use. Further dilutions can be made in assay buffer. Caution: PE conjugates are sensitive to light. For maximum recovery of product, centrifuge the original vial prior to removing the cap.

IMAGES

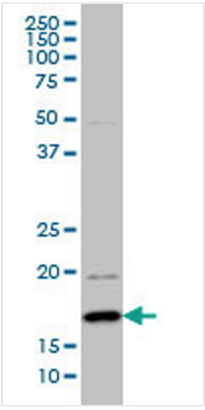

WB (Western Blot)
BATF monoclonal antibody Western Blot analysis of BATF expression in Hela NE.

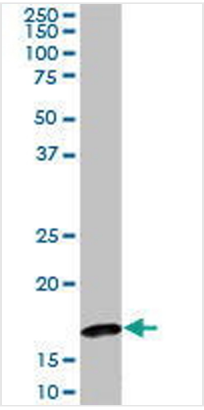

WB (Western Blot)
BATF monoclonal antibody Western Blot analysis of BATF expression in PC-12.

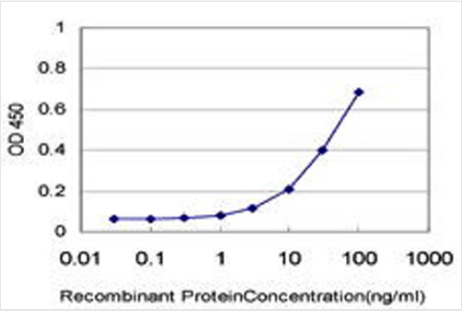

Application Data
Detection limit for recombinant GST tagged BATF is ~1ng/ml as a capture antibody.

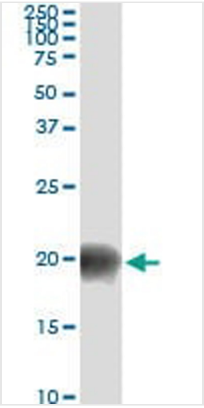

IP (Immunoprecipitation)
Immunoprecipitation of BATF transfected lysate using BATF monoclonal antibody and Protein A Magnetic Bead, and immunoblotted with BATF rabbit polyclonal antibody.

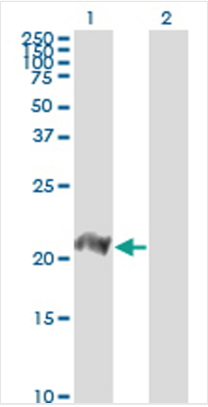

WB (Western Blot)
Western Blot analysis of BATF expression in transfected 293T cell line by BATF monoclonal antibody Lane 1: BATF transfected lysate (14.1kD). Lane 2: Non-transfected lysate.



WB (Western Blot)
BATF monoclonal antibody Western Blot analysis of BATF expression in NIH/3T3.

ADDITIONAL INFORMATION

Related Product Information for anti-BATF antibody	The protein encoded by this gene is a nuclear basic leucine zipper protein that belongs to the AP-1/ATF superfamily of transcription factors. The leucine zipper of this protein mediates dimerization with members of the Jun family of proteins. This protein is thought to be a negative regulator of AP-1/ATF transcriptional events.
Product Categories/Family for anti-BATF antibody	Antibodies; Transcription Factors

NCBI AND UNIPROT INFORMATION

NCBI GI #	5453563
NCBI GeneID	10538
NCBI Accession #	NP_006390
NCBI GenBank Nucleotide #	NM_006399
UniProt Accession #	Q16520
Molecular Weight	14 kDa
NCBI Official Full Name	basic leucine zipper transcriptional factor ATF-like
NCBI Official Synonym Full Names	basic leucine zipper transcription factor, ATF-like
NCBI Official Symbol	BATF
NCBI Official Synonym Symbols	SFA2; B-ATF; BATF1; SFA-2
NCBI Protein Information	basic leucine zipper transcriptional factor ATF-like; SF-HT-activated gene 2 protein; activating transcription factor B; B-cell-activating transcription factor
UniProt Protein Name	Basic leucine zipper transcriptional factor ATF-like
UniProt Gene Name	**BATF**
UniProt Synonym Gene Names	B-ATF; SFA-2
UniProt Entry Name	BATF_HUMAN

For Research Use Only. Not for use in diagnostic or therapeutic procedures. Small volumes of product may become entrapped in the seal of the vial during shipment and storage; if necessary, briefly centrifuge the vial on a tabletop centrifuge to dislodge any liquid in the cap.

AAA Biotech | Tel: +1 (619) 604-9440 | Fax: +1 (619) 604-9441 | contact@aaabiotech.com
Online datasheet: https://stage.aaabiotech.com/monoclonal/batf-antibody-clone-8a12-immunoprecipitation-western-blot-elisa/25623