Rabbit anti-Human, Mouse SENP8 Polyclonal Antibody | anti-SENP8 antibody

Anti-SENP8 Antibody, Rabbit Polyclonal

CATALOG #	HOST	REACTIVITY	APPLICATIONS
AAA254453	**Rabbit**	**Human, Mouse**	**Immunohistochemistry**

PRODUCT SYNONYMS

SENP8; Polyclonal Antibody; Anti-SENP8 Antibody; Rabbit Polyclonal; SENP8 Antibody; Rabbit PAb; Antigen Affinity Purified; SUMO/sentrin specific peptidase family member 8; Anti-DEN1 Antibody; Anti-NEDP1 Antibody; Anti-PRSC2 Antibody; anti-SENP8 antibody

PRODUCT SPECIFICATIONS

Host	Rabbit
Reactivity	Human, Mouse
Clonality	Polyclonal
Isotype	Rabbit IgG
Specificity	Human SENP8
Purity/Purification	Protein A & Antigen Affinity
Form/Format	Liquid; 0.2um filtered solution in PBS
Applicable Applications for anti-SENP8 antibody	IHC (Immunohistochemistry)
Immunogen	A synthetic peptide corresponding to the N-terminus of the Human SENP8
Conjugation	Unconjugated
Preparation	Produced in rabbits immunized with a synthetic peptide corresponding to the N-terminus of the Human SENP8, and purified by antigen affinity chromatography.
Preparation and Storage	This antibody can be stored at 2-8 degree C for one month without detectable loss of activity. Antibody products are stable for twelve months from date of receipt when stored at -20 degree C to -80 degree C. Preservative-Free. Avoid repeated freeze-thaw cycles.

IMAGES

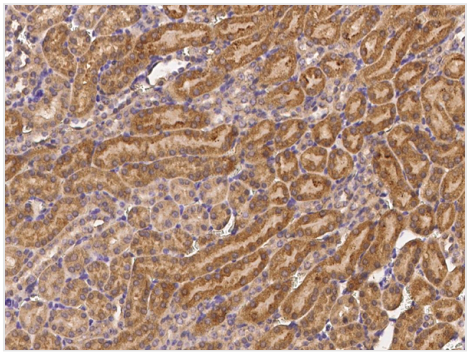

IHC (Immunohistochemisry)
Immunochemical staining SENP8 in mouse kidney with rabbit polyclonal antibody (1:1000, formalin-fixed paraffin embedded sections).

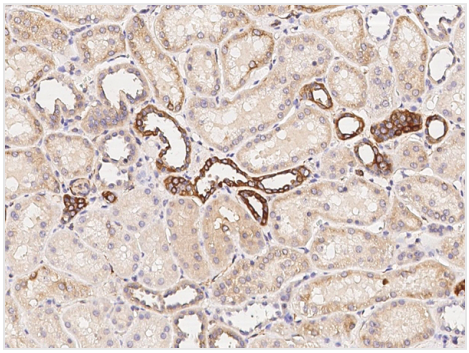

IHC (Immunohiostchemistry)
Immunochemical staining SENP8 in human kidney with rabbit polyclonal antibody (1:1000, formalin-fixed paraffin embedded sections).

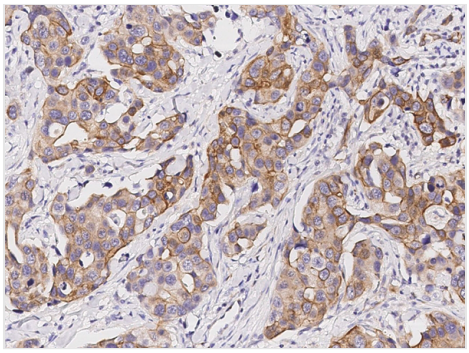

IHC (Immunohistochemistry)
Immunochemical staining SENP8 in human breast carcinoma with rabbit polyclonal antibody (1:1000, formalin-fixed paraffin embedded sections).

ADDITIONAL INFORMATION

Related Product Information for anti-SENP8 antibody	Loss of SENP8 function contributes to accumulation of CRL substrates and defective cell cycle progression.

NCBI AND UNIPROT INFORMATION

NCBI GI #	262118308
NCBI GeneID	123228
NCBI Accession #	NP_001159812.1
NCBI GenBank Nucleotide #	NM_001166340.1
UniProt Accession #	Q96LD8; Q96QA4
Molecular Weight	24,107 Da
NCBI Official Full Name	sentrin-specific protease 8
NCBI Official Synonym Full Names	SUMO/sentrin specific peptidase family member 8
NCBI Official Symbol	SENP8
NCBI Official Synonym Symbols	DEN1; NEDP1; PRSC2
NCBI Protein Information	sentrin-specific protease 8; deneddylase 1; deneddylase-1; protease, cysteine 2; NEDD8-specific protease 1; NEDD8 specific-protease cysteine 2; SUMO sentrin specific protease family member 8
UniProt Protein Name	Sentrin-specific protease 8
UniProt Gene Name	**SENP8**
UniProt Synonym Gene Names	DEN1; NEDP1; PRSC2
UniProt Entry Name	SENP8_HUMAN

For Research Use Only. Not for use in diagnostic or therapeutic procedures. Small volumes of product may become entrapped in the seal of the vial during shipment and storage; if necessary, briefly centrifuge the vial on a tabletop centrifuge to dislodge any liquid in the cap.

AAA Biotech | Tel: +1 (619) 604-9440 | Fax: +1 (619) 604-9441 | contact@aaabiotech.com
Online datasheet: https://stage.aaabiotech.com/polyclonal/senp8-antibody-immunohistochemistry-elisa/254453