Mouse LYPLA3 Monoclonal Antibody | anti-LYPLA3 antibody

LYPLA3 (PLA2G15, Group XV Phospholipase A2, 1-O-acylceramide Synthase, ACS, LCAT-like Lysophospholipase, LLPL, Lysophospholipase 3, Lysosomal Phospholipase A2, LPLA2, UNQ341/PRO540) (HRP)

CATALOG #	HOST	REACTIVITY	APPLICATIONS
AAA25442	**Mouse**	**Human, Mouse, Rat**	**ELISA, Western Blot**

PRODUCT SYNONYMS

LYPLA3; Monoclonal Antibody; LYPLA3 (PLA2G15; Group XV Phospholipase A2; 1-O-acylceramide Synthase; ACS; LCAT-like Lysophospholipase; LLPL; Lysophospholipase 3; Lysosomal Phospholipase A2; LPLA2; UNQ341/PRO540) (HRP); anti-LYPLA3 antibody

PRODUCT SPECIFICATIONS

Host	Mouse
Reactivity	Human, Mouse, Rat
Clonality	Monoclonal
Isotype	IgG2a,k
Clone Number	3B11
Specificity	Recognizes human LYPLA3. Species Crossreactivity: mouse, rat
Purity/Purification	Purified by Protein A Affinity Chromatography.
Form/Format	Supplied as a liquid in PBS, pH 7.2. No preservative added. Labeled with horseradish peroxidase (HRP).
Applicable Applications for anti-LYPLA3 antibody	ELISA, WB (Western Blot)
Application Notes	Applications are based on unconjugated antibody.
Immunogen	Partial recombinant protein corresponding to aa314-412 from human LYPLA3 with GST tag. MW of the GST tag alone is 26kD.
Immunogen Sequence	TEGLVEATMPPGVQLHCLYGTGVPTPDSFYYESFPDRDPKICFGDGDGTVNLKSALQCQAWQSRQEHQVLLQELPGSEHIEMLANATTLAYLKRVLLGP
Conjugate	HRP
Preparation and Storage	Store product at 4 degree C if to be used immediately within two weeks. For long-term storage, aliquot to avoid repeated freezing and thawing and store at -20 degree C. Aliquots are stable at -20 degree C for 12 months after receipt. Dilute required amount only prior to immediate use. Further dilutions can be made in assay buffer. Note: Sodium azide is a potent inhibitor of peroxidase and should not be added to HRP conjugates. For maximum recovery of product, centrifuge the original vial after thawing and prior to removing the cap.

IMAGES



WB (Western Blot)
Western Blot analysis of LYPLA3 expression in NIH/3T3

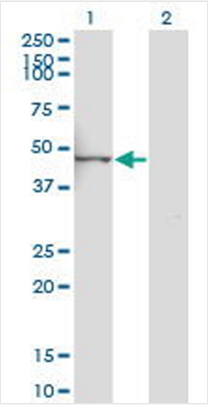

WB (Western Blot)
Western Blot analysis of PLA2G15 expression in transfected 293T cell line



WB (Western Blot)
Western Blot analysis of LYPLA3 expression in Raw 264.7

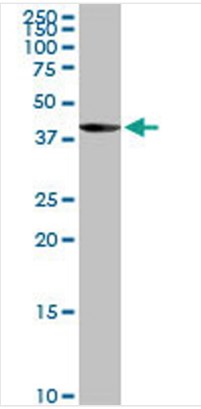

WB (Western Blot)
Western Blot analysis of LYPLA3 expression in PC-12



WB (Western Blot)
Western Blot analysis of LYPLA3 expression in HeLa



WB (Western Blot)
Western Blot detection against Immunogen using (37kD).

ADDITIONAL INFORMATION

Related Product Information for anti-LYPLA3 antibody	Lysophospholipases are enzymes that act on biological membranes to regulate the multifunctional lysophospholipids. The protein encoded by this gene hydrolyzes lysophosphatidylcholine to glycerophosphorylcholine and a free fatty acid. This enzyme is present in the plasma and thought to be associated with high-density lipoprotein. A later paper contradicts the function of this gene. It demonstrates that this gene encodes a lysosomal enzyme instead of a lysophospholipase and has both calcium-independent phospholipase A2 and transacylase activities.
Product Categories/Family for anti-LYPLA3 antibody	Antibodies; Enzymes; Phospholipase

NCBI AND UNIPROT INFORMATION

NCBI GI #	6912484
NCBI GeneID	23659
NCBI Accession #	NP_036452
NCBI GenBank Nucleotide #	NM_012320
UniProt Accession #	B3KMF3; Q53GZ1; Q9NPQ6; Q9UG04; Q9Y2B3; B4DUD1; Q8NCC3
Molecular Weight	35,717 Da
NCBI Official Full Name	group XV phospholipase A2
NCBI Official Synonym Full Names	phospholipase A2, group XV
NCBI Official Symbol	PLA2G15
NCBI Official Synonym Symbols	ACS; LLPL; LPLA2; LYPLA3; GXVPLA2
NCBI Protein Information	group XV phospholipase A2; 1-O-acylceramide synthase; LCAT-like lysophospholipase; lysophospholipase 3 (lysosomal phospholipase A2)
UniProt Protein Name	Group XV phospholipase A2
UniProt Gene Name	**PLA2G15**
UniProt Synonym Gene Names	LYPLA3; ACS; LLPL; LPLA2
UniProt Entry Name	PAG15_HUMAN

For Research Use Only. Not for use in diagnostic or therapeutic procedures. Small volumes of product may become entrapped in the seal of the vial during shipment and storage; if necessary, briefly centrifuge the vial on a tabletop centrifuge to dislodge any liquid in the cap.

AAA Biotech | Tel: +1 (619) 604-9440 | Fax: +1 (619) 604-9441 | contact@aaabiotech.com
Online datasheet: https://stage.aaabiotech.com/monoclonal/lypla3-antibody-clone-3b11-western-blot-elisa/25442