Mouse CNOT7 Monoclonal Antibody | anti-CNOT7 antibody

CNOT7 (CCR4-NOT Transcription Complex Subunit 7, BTG1-binding Factor 1, CCR4-associated Factor 1, CAF-1, CAF1) APC

CATALOG #	HOST	REACTIVITY	APPLICATIONS
AAA24469	**Mouse**	**Human, Mouse, Rat**	**ELISA, Immunofluorescence, Western Blot**

PRODUCT SYNONYMS

CNOT7; Monoclonal Antibody; CNOT7 (CCR4-NOT Transcription Complex Subunit 7; BTG1-binding Factor 1; CCR4-associated Factor 1; CAF-1; CAF1) APC; anti-CNOT7 antibody

PRODUCT SPECIFICATIONS

Host	Mouse
Reactivity	Human, Mouse, Rat
Clonality	Monoclonal
Isotype	IgG
Clone Number	2F6
Specificity	Recognizes human CNOT7. Species Crossreactivity: mouse and rat.
Purity/Purification	Purified by Protein A Affinity Chromatography.
Form/Format	Supplied as a liquid in PBS, pH 7.2. No preservative added. Labeled with Allophycocyanin (APC).
Applicable Applications for anti-CNOT7 antibody	ELISA, IF (Immunofluorescence), WB (Western Blot)
Application Notes	IF: 40ug/ml Applications are based on unconjugated antibody.
Immunogen	Full length recombinant corresponding to aa1-286 from human CNOT7 (AAH60852) with GST tag. MW of the GST tag alone is 26kD.
Immunogen Sequence	MPAATVDHSQRICEVWACNLDEEMKKIRQVIRKYNYVAMDTEFPGVVARPIGEFRSNADYQYQLLRCNVDLLKIIQLGLTFMNEQGEYPPGTSTWQFNFK
Conjugate	APC
Preparation and Storage	Store product at 4 degree C in the dark. DO NOT FREEZE! Stable at 4 degree C for 12 months after receipt as an undiluted liquid. Dilute required amo

IMAGES

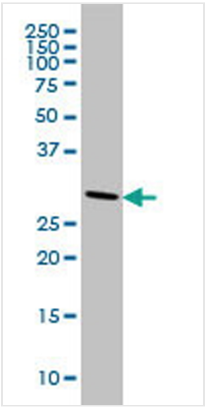

WB (Western Blot)
CNOT7 monoclonal antibody, Western Blot analysis of CNOT7 expression in HeLa.

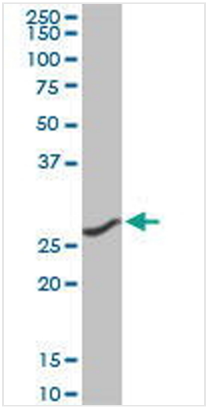

WB (Western Blot)
CNOT7 monoclonal antibody. Western Blot analysis of CNOT7 expression in PC-12.

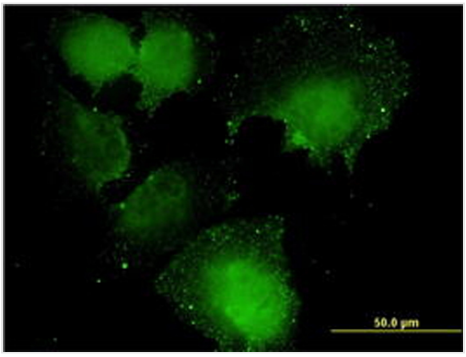

IF (Immunofluorescence)
Immunofluorescence of monoclonal antibody to CNOT7 on HeLa cell. [antibody concentration 40ug/ml].



WB (Western Blot)
CNOT7 monoclonal antibody. Western Blot analysis of CNOT7 expression in NIH/3T3.



WB (Western Blot)
CNOT7 monoclonal antibody. Western Blot analysis of CNOT7 expression in Raw 264.7.

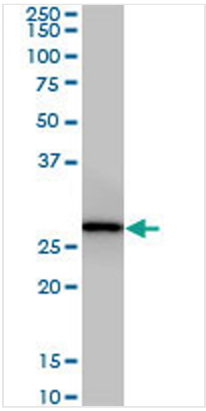

WB (Western Blot)
CNOT7 monoclonal antibody. Western Blot analysis of CNOT7 expression in Hela NE.

ADDITIONAL INFORMATION

Product Categories/Family for anti-CNOT7 antibody	Antibodies; Transcription Factors

NCBI AND UNIPROT INFORMATION

NCBI GI #	38174537
NCBI GeneID	29883

Molecular Weight	28,228 Da
NCBI Official Full Name	Homo sapiens CCR4-NOT transcription complex, subunit 7, mRNA
NCBI Official Synonym Full Names	CCR4-NOT transcription complex subunit 7
NCBI Official Symbol	CNOT7
NCBI Official Synonym Symbols	CAF1; CAF-1; Caf1a; hCAF-1
NCBI Protein Information	CCR4-NOT transcription complex subunit 7

For Research Use Only. Not for use in diagnostic or therapeutic procedures. Small volumes of product may become entrapped in the seal of the vial during shipment and storage; if necessary, briefly centrifuge the vial on a tabletop centrifuge to dislodge any liquid in the cap.

AAA Biotech | Tel: +1 (619) 604-9440 | Fax: +1 (619) 604-9441 | contact@aaabiotech.com
Online datasheet: https://stage.aaabiotech.com/monoclonal/cnot7-antibody-clone-2f6-immunofluorescence-western-blot-elisa/24469