Rabbit GABBR1 Polyclonal Antibody | anti-GABBR1 antibody

GABBR1 Antibody

CATALOG #	HOST	REACTIVITY	APPLICATIONS
AAA242853	**Rabbit**	**Human, Mouse, Rat**	**Immunohistochemistry, Western Blot, ELISA**

PRODUCT SYNONYMS

GABBR1; Polyclonal Antibody; GABBR1 Antibody; GABABR2; GPR51; G protein-coupled receptor 51; GABA-B RECEPTOR; R2 SUBUNIT; anti-GABBR1 antibody

PRODUCT SPECIFICATIONS

Host	Rabbit
Reactivity	Human, Mouse, Rat
Clonality	Polyclonal
Isotype	IgG
Purity/Purification	Affinity-purified from rabbit antiserum by affinity-chromatography using epitope-specific immunogen.
Form/Format	Liquid; Rabbit IgG In Phosphate Buffered Saline (without Mg2+ and Ca2+), pH 7.4, 150mM NaCl, 0.02% Sodium Azide and 50% Glycerol.
Applicable Applications for anti-GABBR1 antibody	IHC (Immunohistochemistry), WB (Western Blot), ELISA
Immunogen	Synthesized peptide derived from human GABA B receptor.
Immunogen Species	Human
Conjugate	Non-conjugated
Preparation and Storage	Upon receipt, store at -20 degree C or -80 degree C. Avoid repeated freeze.

IMAGES



WB (Western Blot)
Western blot analysis of extracts from JK cells (Lane 2) and A549 cells (Lane 3), using GABA-B Receptor antiobdy. The lane on the left is treated with synthesized peptide.



WB (Western Blot)
Western blot analysis of extracts from HeLa cells, using GABA B Receptor antibody.

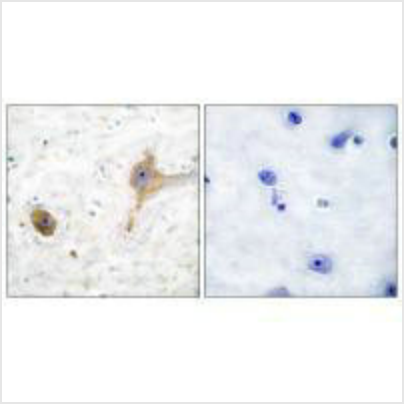

IHC (Immunohistochemistry)
Immunohistochemical analysis of paraffin-embedded human brain tissue using GABA B Receptor antibody.

ADDITIONAL INFORMATION

Product Categories/Family for anti-GABBR1 antibody	Neuroscience

NCBI AND UNIPROT INFORMATION

NCBI GI #	10835015
NCBI GeneID	2550
NCBI Accession #	NP_001461.1
NCBI GenBank Nucleotide #	NM_001470.2
UniProt Accession #	Q9UBS5; O95375; O95468; O95975; O96022; Q5STL4; Q5SUJ8; Q5SUL3; Q86W60; Q9UQQ0; B0UXY7
Molecular Weight	108,320 Da
NCBI Official Full Name	gamma-aminobutyric acid type B receptor subunit 1 isoform a
NCBI Official Synonym Full Names	gamma-aminobutyric acid (GABA) B receptor, 1
NCBI Official Symbol	GABBR1
NCBI Official Synonym Symbols	GB1; GPRC3A; GABABR1; GABBR1-3; dJ271M21.1.1; dJ271M21.1.2
NCBI Protein Information	gamma-aminobutyric acid type B receptor subunit 1; GABA-BR1; GABAB, subunit 1c; seven transmembrane helix receptor
UniProt Protein Name	Gamma-aminobutyric acid type B receptor subunit 1
UniProt Gene Name	**GABBR1**
UniProt Synonym Gene Names	GPRC3A; GABA-B receptor 1; GABA-B-R1; GABA-BR1; GABABR1; Gb1
UniProt Entry Name	GABR1_HUMAN

For Research Use Only. Not for use in diagnostic or therapeutic procedures. Small volumes of product may become entrapped in the seal of the vial during shipment and storage; if necessary, briefly centrifuge the vial on a tabletop centrifuge to dislodge any liquid in the cap.

AAA Biotech | Tel: +1 (619) 604-9440 | Fax: +1 (619) 604-9441 | contact@aaabiotech.com
Online datasheet: https://stage.aaabiotech.com/polyclonal/gabbr1-antibody-immunohistochemistry-western-blot-elisa/242853