Rabbit anti-Human, Mouse KDM5A Polyclonal Antibody | anti-KDM5A antibody

KDM5A Antibody

CATALOG #	HOST	REACTIVITY	APPLICATIONS
AAA241635	**Rabbit**	**Human, Mouse**	**Immunohistochemistry, Western Blot, ELISA**

PRODUCT SYNONYMS

KDM5A; Polyclonal Antibody; KDM5A Antibody; lysine (K)-specific demethylase 5A; anti-KDM5A antibody

PRODUCT SPECIFICATIONS

Host	Rabbit
Reactivity	Human, Mouse
Clonality	Polyclonal
Isotype	IgG
Purity/Purification	Antigen Affinity Purification
Form/Format	Liquid; In Phosphate Buffered Saline, pH 7.4, 0.05% NaN3, and 40% Glycerol
Applicable Applications for anti-KDM5A antibody	IHC (Immunohistochemistry), WB (Western Blot), ELISA
Immunogen	Synthetic peptide of human KDM5A
Immunogen Species	Human
Conjugate	Non-conjugated
Preparation and Storage	Upon receipt, store at -20 degree C or -80 degree C. Avoid repeated freeze.

IMAGES

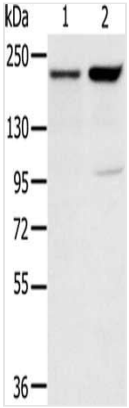

SDS-PAGE
Gel: 6%SDS-PAGE, Lysate: 40 ug, Lane 1-2: 231 cells, hela cells, Primary antibody: AAA241635(KDM5A Antibody) at dilution 1/200, Secondary antibody: Goat anti rabbit IgG at 1/8000 dilution, Exposure time: 2 minutes

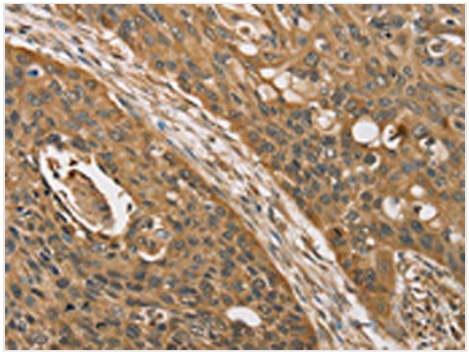

IHC (Immunohiostchemistry)
The image on the left is immunohistochemistry of paraffin-embedded Human esophagus cancer tissue using AAA241635(KDM5A Antibody) at dilution 1/45, on the right is treated with synthetic peptide. (Original magnification: ×200

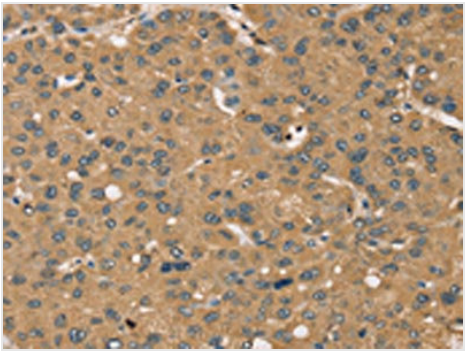

IHC (Immunohistochemistry)
The image on the left is immunohistochemistry of paraffin-embedded Human liver cancer tissue using AAA241635(KDM5A Antibody) at dilution 1/45, on the right is treated with synthetic peptide. (Original magnification: ×200

ADDITIONAL INFORMATION

Product Categories/Family for anti-KDM5A antibody	Epigenetics and Nuclear Signaling

NCBI AND UNIPROT INFORMATION

NCBI GI #	83406060
NCBI GeneID	5927
UniProt Accession #	P29375; Q4LE72; Q86XZ1; A8MV76
Molecular Weight	192,095 Da
NCBI Official Full Name	JARID1A protein
NCBI Official Synonym Full Names	lysine (K)-specific demethylase 5A
NCBI Official Symbol	KDM5A
NCBI Official Synonym Symbols	RBP2; RBBP2; RBBP-2
NCBI Protein Information	lysine-specific demethylase 5A; histone demethylase JARID1A; retinoblastoma binding protein 2; jumonji/ARID domain-containing protein 1A; Jumonji, AT rich interactive domain 1A (RBP2-like)
UniProt Protein Name	Lysine-specific demethylase 5A
UniProt Gene Name	**KDM5A**
UniProt Synonym Gene Names	JARID1A; RBBP2; RBP2; RBBP-2
UniProt Entry Name	KDM5A_HUMAN

For Research Use Only. Not for use in diagnostic or therapeutic procedures. Small volumes of product may become entrapped in the seal of the vial during shipment and storage; if necessary, briefly centrifuge the vial on a tabletop centrifuge to dislodge any liquid in the cap.

AAA Biotech | Tel: +1 (619) 604-9440 | Fax: +1 (619) 604-9441 | contact@aaabiotech.com
Online datasheet: https://stage.aaabiotech.com/polyclonal/kdm5a-antibody-immunohistochemistry-western-blot-elisa/241635