Rabbit MOB1A Polyclonal Antibody | anti-MOB1A antibody

MOB1A Antibody

CATALOG #	HOST	REACTIVITY	APPLICATIONS
AAA241424	**Rabbit**	**Human, Mouse, Rat**	**Immunohistochemistry, Western Blot, ELISA**

PRODUCT SYNONYMS

MOB1A; Polyclonal Antibody; MOB1A Antibody; MOB kinase activator 1A; anti-MOB1A antibody

PRODUCT SPECIFICATIONS

Host	Rabbit
Reactivity	Human, Mouse, Rat
Clonality	Polyclonal
Isotype	IgG
Purity/Purification	Antigen Affinity Purification
Form/Format	Liquid; In Phosphate Buffered Saline, pH 7.4, 0.05% NaN3, and 40% Glycerol
Applicable Applications for anti-MOB1A antibody	IHC (Immunohistochemistry), WB (Western Blot), ELISA
Immunogen	Synthetic peptide of human MOB1A
Immunogen Species	Human
Conjugate	Non-conjugated
Preparation and Storage	Upon receipt, store at -20 degree C or -80 degree C. Avoid repeated freeze.

IMAGES

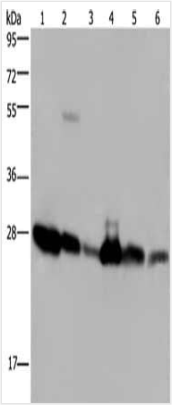

SDS-PAGE
Gel: 10%SDS-PAGE, Lysate: 40 ug, Lane 1-6: A375 cells, K562 cells, mouse liver tissue, Raji cells, Jurkat cells, Hela cells, Primary antibody: AAA241424(MOB1A Antibody) at dilution 1/200, Secondary antibody: Goat anti rabbit IgG at 1/8000 dilution, Exposure time: 10 seconds

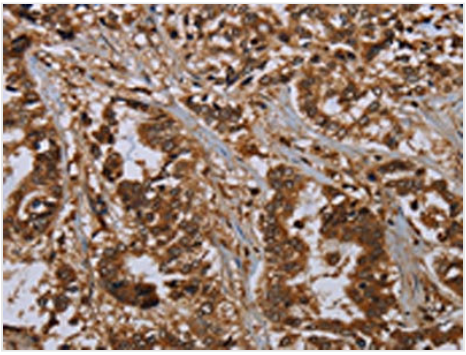

IHC (Immunohiostchemistry)
The image on the left is immunohistochemistry of paraffin-embedded Human liver cancer tissue using AAA241424(MOB1A Antibody) at dilution 1/20, on the right is treated with synthetic peptide. (Original magnification: ×200

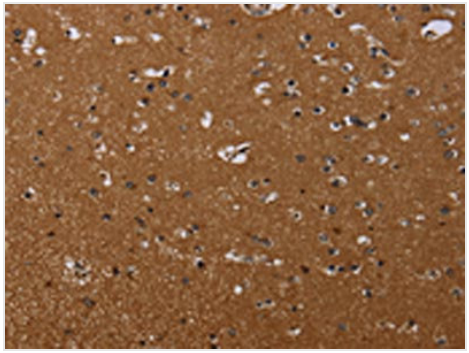

IHC (Immunohistochemistry)
The image on the left is immunohistochemistry of paraffin-embedded Human brain tissue using AAA241424(MOB1A Antibody) at dilution 1/20, on the right is treated with synthetic peptide. (Original magnification: ×200

ADDITIONAL INFORMATION

Product Categories/Family for anti-MOB1A antibody	Signal Transduction

NCBI AND UNIPROT INFORMATION

NCBI GI #	56749356
NCBI GeneID	55233
UniProt Accession #	Q9H8S9; Q53S34; Q9H3T5; Q9HAI0; Q9NVE2
Molecular Weight	216
NCBI Official Full Name	MOB kinase activator 1A
NCBI Official Synonym Full Names	MOB kinase activator 1A
NCBI Official Symbol	MOB1A
NCBI Official Synonym Symbols	MOB1; MATS1; Mob4B; C2orf6; MOBK1B; MOBKL1B
NCBI Protein Information	MOB kinase activator 1A; mob1 alpha; mob1 homolog 1B; MOB1 Mps One Binder homolog A; mps one binder kinase activator-like 1B; MOB1, Mps One Binder kinase activator-like 1B
UniProt Protein Name	MOB kinase activator 1A
UniProt Gene Name	**MOB1A**
UniProt Synonym Gene Names	C2orf6; MOB4B; MOBK1B; MOBKL1B; Mob1A
UniProt Entry Name	MOB1A_HUMAN

For Research Use Only. Not for use in diagnostic or therapeutic procedures. Small volumes of product may become entrapped in the seal of the vial during shipment and storage; if necessary, briefly centrifuge the vial on a tabletop centrifuge to dislodge any liquid in the cap.

AAA Biotech | Tel: +1 (619) 604-9440 | Fax: +1 (619) 604-9441 | contact@aaabiotech.com
Online datasheet: https://stage.aaabiotech.com/polyclonal/mob1a-antibody-immunohistochemistry-western-blot-elisa/241424