Rabbit anti-Human, Mouse KCNN4 Polyclonal Antibody | anti-KCNN4 antibody

KCNN4 Antibody

CATALOG #	HOST	REACTIVITY	APPLICATIONS
AAA241318	**Rabbit**	**Human, Mouse**	**Immunohistochemistry, Western Blot, ELISA**

PRODUCT SYNONYMS

KCNN4; Polyclonal Antibody; KCNN4 Antibody; potassium intermediate/small conductance calcium-activated channel; subfamily N; member 4; anti-KCNN4 antibody

PRODUCT SPECIFICATIONS

Host	Rabbit
Reactivity	Human, Mouse
Clonality	Polyclonal
Isotype	IgG
Purity/Purification	Antigen Affinity Purification
Form/Format	Liquid; In Phosphate Buffered Saline, pH 7.4, 0.05% NaN3, and 40% Glycerol
Applicable Applications for anti-KCNN4 antibody	IHC (Immunohistochemistry), WB (Western Blot), ELISA
Immunogen	Synthetic peptide of human KCNN4
Immunogen Species	Human
Conjugate	Non-conjugated
Preparation and Storage	Upon receipt, store at -20 degree C or -80 degree C. Avoid repeated freeze.

IMAGES



SDS-PAGE
Gel: 8%SDS-PAGE, Lysate: 40 ug, Lane: NIH/3T3 cells, Primary antibody: AAA241318(KCNN4 Antibody) at dilution 1/450, Secondary antibody: Goat anti rabbit IgG at 1/8000 dilution, Exposure time: 20 seconds

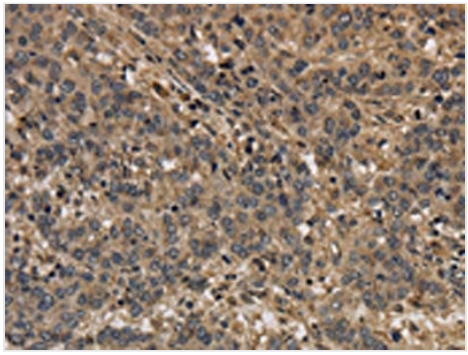

IHC (Immunohiostchemistry)
The image on the left is immunohistochemistry of paraffin-embedded Human liver cancer tissue using AAA241318(KCNN4 Antibody) at dilution 1/40, on the right is treated with synthetic peptide. (Original magnification: ×200

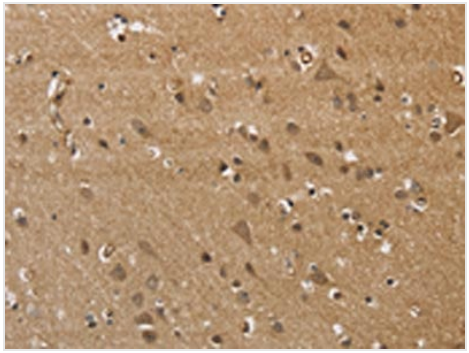

IHC (Immunohistochemistry)
The image on the left is immunohistochemistry of paraffin-embedded Human brain tissue using AAA241318(KCNN4 Antibody) at dilution 1/40, on the right is treated with synthetic peptide. (Original magnification: ×200

ADDITIONAL INFORMATION

Product Categories/Family for anti-KCNN4 antibody	Neuroscience

NCBI AND UNIPROT INFORMATION

NCBI GI #	4504859
NCBI GeneID	3783
NCBI Accession #	NP_002241.1
NCBI GenBank Nucleotide #	NM_002250.2
UniProt Accession #	O15554; Q53XR4
Molecular Weight	47,696 Da
NCBI Official Full Name	intermediate conductance calcium-activated potassium channel protein 4
NCBI Official Synonym Full Names	potassium intermediate/small conductance calcium-activated channel, subfamily N, member 4
NCBI Official Symbol	KCNN4
NCBI Official Synonym Symbols	IK1; SK4; KCA4; hSK4; IKCA1; hKCa4; KCa3.1; hIKCa1
NCBI Protein Information	intermediate conductance calcium-activated potassium channel protein 4; SKCa4; SKCa 4; putative Gardos channel; putative erythrocyte intermediate conductance calcium-activated potassium Gardos channel
UniProt Protein Name	Intermediate conductance calcium-activated potassium channel protein 4
UniProt Gene Name	**KCNN4**
UniProt Synonym Gene Names	IK1; IKCA1; KCA4; SK4; SK4; SKCa 4; SKCa4; IK1
UniProt Entry Name	KCNN4_HUMAN

For Research Use Only. Not for use in diagnostic or therapeutic procedures. Small volumes of product may become entrapped in the seal of the vial during shipment and storage; if necessary, briefly centrifuge the vial on a tabletop centrifuge to dislodge any liquid in the cap.

AAA Biotech | Tel: +1 (619) 604-9440 | Fax: +1 (619) 604-9441 | contact@aaabiotech.com
Online datasheet: https://stage.aaabiotech.com/polyclonal/kcnn4-antibody-immunohistochemistry-western-blot-elisa/241318