Rabbit GTF2I Polyclonal Antibody | anti-GTF2I antibody

GTF2I Antibody

CATALOG #	HOST	REACTIVITY	APPLICATIONS
AAA240861	**Rabbit**	**Human, Mouse, Rat**	**Immunohistochemistry, Western Blot, ELISA**

PRODUCT SYNONYMS

GTF2I; Polyclonal Antibody; GTF2I Antibody; general Transcription factor IIi; anti-GTF2I antibody

PRODUCT SPECIFICATIONS

Host	Rabbit
Reactivity	Human, Mouse, Rat
Clonality	Polyclonal
Isotype	IgG
Purity/Purification	Antigen Affinity Purification
Form/Format	Liquid; In Phosphate Buffered Saline, pH 7.4, 0.05% NaN3, and 40% Glycerol
Applicable Applications for anti-GTF2I antibody	IHC (Immunohistochemistry), WB (Western Blot), ELISA
Immunogen	Synthetic peptide of human GTF2I
Immunogen Species	Human
Conjugate	Non-conjugated
Preparation and Storage	Upon receipt, store at -20 degree C or -80 degree C. Avoid repeated freeze.

IMAGES



SDS-PAGE
Gel: 6%SDS-PAGE, Lysate: 40 ug, Lane: HepG2 cells, Primary antibody: AAA240861(GTF2I Antibody) at dilution 1/350, Secondary antibody: Goat anti rabbit IgG at 1/8000 dilution, Exposure time: 3 minutes

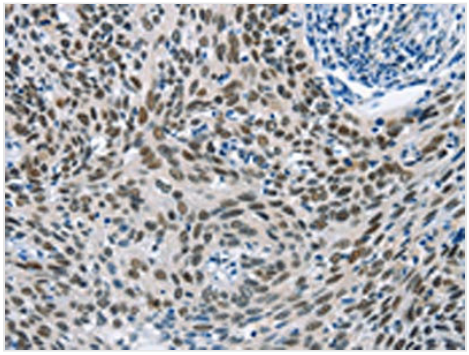

IHC (Immunohiostchemistry)
The image on the left is immunohistochemistry of paraffin-embedded Human cervical cancer tissue using AAA240861(GTF2I Antibody) at dilution 1/40, on the right is treated with synthetic peptide. (Original magnification: ×200

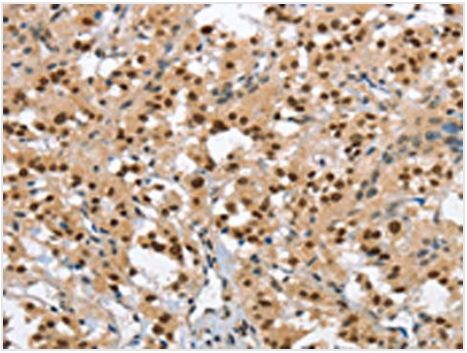

IHC (Immunohistochemistry)
The image on the left is immunohistochemistry of paraffin-embedded Human thyroid cancer tissue using AAA240861(GTF2I Antibody) at dilution 1/40, on the right is treated with synthetic peptide. (Original magnification: ×200

ADDITIONAL INFORMATION

Product Categories/Family for anti-GTF2I antibody	Epigenetics and Nuclear Signaling

NCBI AND UNIPROT INFORMATION

NCBI GI #	254692934
NCBI GeneID	2969
NCBI Accession #	NP_001157108.1
NCBI GenBank Nucleotide #	NM_001163636.1
UniProt Accession #	P78347; O14743; O15359; O43546; O43588; O43589; Q75M85; Q75M86; Q75M87; Q75M88; Q9BSZ4
Molecular Weight	112,416 Da
NCBI Official Full Name	general transcription factor II-I isoform 5
NCBI Official Synonym Full Names	general transcription factor IIi
NCBI Official Symbol	GTF2I
NCBI Official Synonym Symbols	WBS; DIWS; SPIN; IB291; BAP135; BTKAP1; TFII-I; WBSCR6; GTFII-I
NCBI Protein Information	general transcription factor II-I; BTK-associated protein 135; BTK-associated protein, 135kD; SRF-Phox1-interacting protein; Williams-Beuren syndrome chromosome region 6; Bruton tyrosine kinase-associated protein 135; williams-Beuren syndrome chromosomal
UniProt Protein Name	General transcription factor II-I
UniProt Gene Name	**GTF2I**
UniProt Synonym Gene Names	BAP135; WBSCR6; GTFII-I; TFII-I; BAP-135; BTK-associated protein 135; SPIN
UniProt Entry Name	GTF2I_HUMAN

For Research Use Only. Not for use in diagnostic or therapeutic procedures. Small volumes of product may become entrapped in the seal of the vial during shipment and storage; if necessary, briefly centrifuge the vial on a tabletop centrifuge to dislodge any liquid in the cap.

AAA Biotech | Tel: +1 (619) 604-9440 | Fax: +1 (619) 604-9441 | contact@aaabiotech.com
Online datasheet: https://stage.aaabiotech.com/polyclonal/gtf2i-antibody-immunohistochemistry-western-blot-elisa/240861