Rabbit ADRA1A Polyclonal Antibody | anti-ADRA1A antibody

ADRA1A Antibody

CATALOG #	HOST	REACTIVITY	APPLICATIONS
AAA240697	**Rabbit**	**Human, Mouse, Rat**	**Immunohistochemistry, Western Blot, ELISA**

PRODUCT SYNONYMS

ADRA1A; Polyclonal Antibody; ADRA1A Antibody; adrenoceptor alpha 1A; anti-ADRA1A antibody

PRODUCT SPECIFICATIONS

Host	Rabbit
Reactivity	Human, Mouse, Rat
Clonality	Polyclonal
Isotype	IgG
Purity/Purification	Antigen Affinity Purification
Form/Format	Liquid; In Phosphate Buffered Saline, pH 7.4, 0.05% NaN3, and 40% Glycerol
Applicable Applications for anti-ADRA1A antibody	IHC (Immunohistochemistry), WB (Western Blot), ELISA
Immunogen	Synthetic peptide of human ADRA1A
Immunogen Species	Human
Conjugate	Non-conjugated
Preparation and Storage	Upon receipt, store at -20 degree C or -80 degree C. Avoid repeated freeze.

IMAGES



SDS-PAGE
Gel: 10%SDS-PAGE, Lysate: 40 ug, Lane 1-2: PC3 cells, Raji cells, Primary antibody: AAA240697(ADRA1A Antibody) at dilution 1/337.5, Secondary antibody: Goat anti rabbit IgG at 1/8000 dilution, Exposure time: 10 seconds

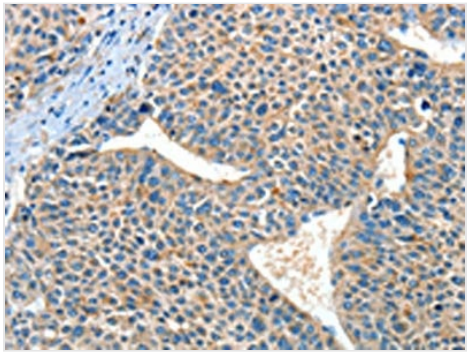

IHC (Immunohiostchemistry)
The image on the left is immunohistochemistry of paraffin-embedded Human liver cancer tissue using AAA240697(ADRA1A Antibody) at dilution 1/60, on the right is treated with synthetic peptide. (Original magnification: ×200

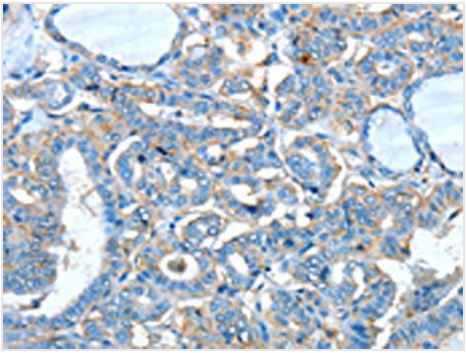

IHC (Immunohistochemistry)
The image on the left is immunohistochemistry of paraffin-embedded Human thyroid cancer tissue using AAA240697(ADRA1A Antibody) at dilution 1/60, on the right is treated with synthetic peptide. (Original magnification: ×200

ADDITIONAL INFORMATION

Product Categories/Family for anti-ADRA1A antibody	Neuroscience

NCBI AND UNIPROT INFORMATION

NCBI GI #	111118992
NCBI GeneID	148
NCBI Accession #	NP_000671.2
NCBI GenBank Nucleotide #	NM_000680.2
UniProt Accession #	P35348; O60451; Q13675; Q13729; A8K0I3; B0ZBD1; B0ZBD2; B0ZBD4; B0ZBD5; B0ZBD6; B0ZBD8; B0ZBD9
Molecular Weight	51,487 Da
NCBI Official Full Name	alpha-1A adrenergic receptor isoform 1
NCBI Official Synonym Full Names	adrenoceptor alpha 1A
NCBI Official Symbol	ADRA1A
NCBI Official Synonym Symbols	ADRA1C; ADRA1L1; ALPHA1AAR
NCBI Protein Information	alpha-1A adrenergic receptor; alpha-1A adrenoceptor; alpha-1A adrenoreceptor; G protein coupled receptor; alpha-1C adrenergic receptor; adrenergic, alpha-1A-, receptor variant 1; adrenergic, alpha-1A-, receptor variant 3; adrenergic, alpha-1A-, receptor v
UniProt Protein Name	Alpha-1A adrenergic receptor
UniProt Gene Name	**ADRA1A**
UniProt Synonym Gene Names	ADRA1C; Alpha-1A adrenoceptor
UniProt Entry Name	ADA1A_HUMAN

For Research Use Only. Not for use in diagnostic or therapeutic procedures. Small volumes of product may become entrapped in the seal of the vial during shipment and storage; if necessary, briefly centrifuge the vial on a tabletop centrifuge to dislodge any liquid in the cap.

AAA Biotech | Tel: +1 (619) 604-9440 | Fax: +1 (619) 604-9441 | contact@aaabiotech.com
Online datasheet: https://stage.aaabiotech.com/polyclonal/adra1a-antibody-immunohistochemistry-western-blot-elisa/240697