Rabbit BCAR1 Polyclonal Antibody | anti-BCAR1 antibody

BCAR1 Antibody

CATALOG #	HOST	REACTIVITY	APPLICATIONS
AAA240376	**Rabbit**	**Human, Mouse, Rat**	**Immunohistochemistry, Western Blot, ELISA**

PRODUCT SYNONYMS

BCAR1; Polyclonal Antibody; BCAR1 Antibody; breast cancer anti-estrogen resistance 1; anti-BCAR1 antibody

PRODUCT SPECIFICATIONS

Host	Rabbit
Reactivity	Human, Mouse, Rat
Clonality	Polyclonal
Isotype	IgG
Purity/Purification	Antigen Affinity Purification
Form/Format	Liquid; In Phosphate Buffered Saline, pH 7.4, 0.05% NaN3, and 40% Glycerol
Applicable Applications for anti-BCAR1 antibody	IHC (Immunohistochemistry), WB (Western Blot), ELISA
Immunogen	Synthetic peptide of human BCAR1
Immunogen Species	Human
Conjugate	Non-conjugated
Preparation and Storage	Upon receipt, store at -20 degree C or -80 degree C. Avoid repeated freeze.

IMAGES



SDS-PAGE
Gel: 6%SDS-PAGE, Lysate: 40 ug, Lane 1-3: Hela cells, 231 cells, A431 cells, Primary antibody: AAA240376(BCAR1 Antibody) at dilution 1/100, Secondary antibody: Goat anti rabbit IgG at 1/8000 dilution, Exposure time: 4 minutes

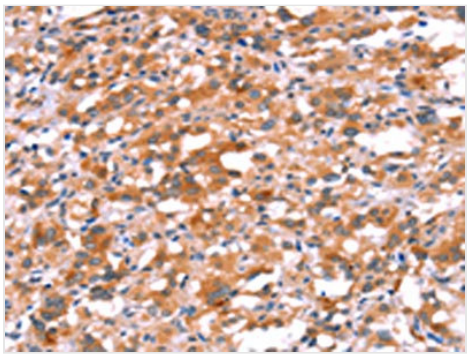

IHC (Immunohiostchemistry)
The image on the left is immunohistochemistry of paraffin-embedded Human thyroid cancer tissue using AAA240376(BCAR1 Antibody) at dilution 1/15, on the right is treated with synthetic peptide. (Original magnification: ×200

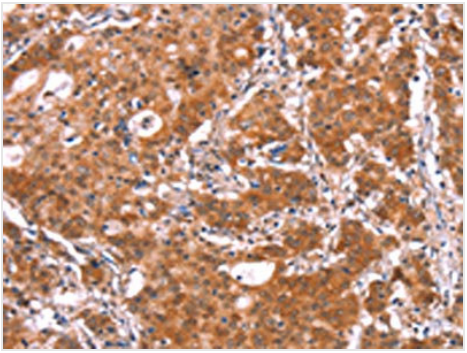

IHC (Immunohistochemistry)
The image on the left is immunohistochemistry of paraffin-embedded Human gastic cancer tissue using AAA240376(BCAR1 Antibody) at dilution 1/15, on the right is treated with synthetic peptide. (Original magnification: ×200

ADDITIONAL INFORMATION

Product Categories/Family for anti-BCAR1 antibody	Signal Transduction

NCBI AND UNIPROT INFORMATION

NCBI GI #	282398112
NCBI GeneID	9564
NCBI Accession #	NP_001164185.1
NCBI GenBank Nucleotide #	NM_001170714.1
UniProt Accession #	P56945; Q6QEF7; B4DIW5; B7Z7X7; F5GXV6; F8WA69
Molecular Weight	93,372 Da
NCBI Official Full Name	breast cancer anti-estrogen resistance protein 1 isoform 1
NCBI Official Synonym Full Names	breast cancer anti-estrogen resistance 1
NCBI Official Symbol	BCAR1
NCBI Official Synonym Symbols	CAS; CAS1; CASS1; CRKAS; P130Cas
NCBI Protein Information	breast cancer anti-estrogen resistance protein 1; Crk-associated substrate p130Cas; Cas scaffolding protein family member 1
UniProt Protein Name	Breast cancer anti-estrogen resistance protein 1
UniProt Gene Name	**BCAR1**
UniProt Synonym Gene Names	CAS; CASS1; CRKAS
UniProt Entry Name	BCAR1_HUMAN

For Research Use Only. Not for use in diagnostic or therapeutic procedures. Small volumes of product may become entrapped in the seal of the vial during shipment and storage; if necessary, briefly centrifuge the vial on a tabletop centrifuge to dislodge any liquid in the cap.

AAA Biotech | Tel: +1 (619) 604-9440 | Fax: +1 (619) 604-9441 | contact@aaabiotech.com
Online datasheet: https://stage.aaabiotech.com/polyclonal/bcar1-antibody-immunohistochemistry-western-blot-elisa/240376