Rabbit AKR1A1 Polyclonal Antibody | anti-AKR1A1 antibody

AKR1A1 Antibody

CATALOG #	HOST	REACTIVITY	APPLICATIONS
AAA240283	**Rabbit**	**Human, Mouse, Rat**	**Immunohistochemistry, Western Blot, ELISA**

PRODUCT SYNONYMS

AKR1A1; Polyclonal Antibody; AKR1A1 Antibody; Aldo-keto reductase family 1; member A1 (aldehyde reductase); anti-AKR1A1 antibody

PRODUCT SPECIFICATIONS

Host	Rabbit
Reactivity	Human, Mouse, Rat
Clonality	Polyclonal
Isotype	IgG
Purity/Purification	Antigen Affinity Purification
Form/Format	Liquid; In Phosphate Buffered Saline, pH 7.4, 0.05% NaN3, and 40% Glycerol
Applicable Applications for anti-AKR1A1 antibody	IHC (Immunohistochemistry), WB (Western Blot), ELISA
Immunogen	Synthetic peptide of human AKR1A1
Immunogen Species	Human
Conjugate	Non-conjugated
Preparation and Storage	Upon receipt, store at -20 degree C or -80 degree C. Avoid repeated freeze.

IMAGES

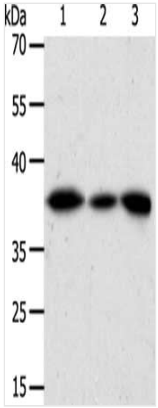

SDS-PAGE
Gel: 10%SDS-PAGE, Lysate: 27 ug, Lane 1-3: Human liver cancer tissue, hela cells, human fetal kidney tissue, Primary antibody: AAA240283(AKR1A1 Antibody) at dilution 1/450, Secondary antibody: Goat anti rabbit IgG at 1/8000 dilution, Exposure time: 10 seconds

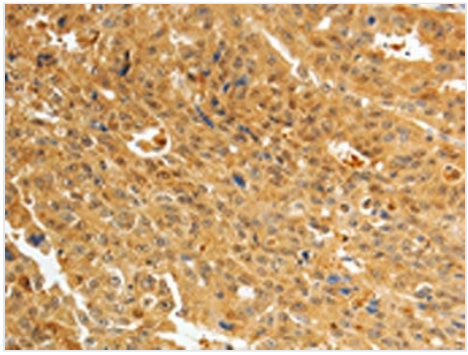

IHC (Immunohiostchemistry)
The image on the left is immunohistochemistry of paraffin-embedded Human ovarian cancer tissue using AAA240283(AKR1A1 Antibody) at dilution 1/25, on the right is treated with synthetic peptide. (Original magnification: ×200

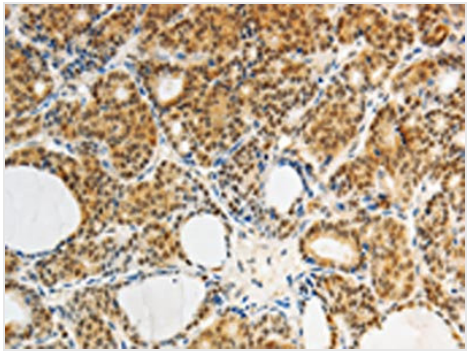

IHC (Immunohistochemistry)
The image on the left is immunohistochemistry of paraffin-embedded Human thyroid cancer tissue using AAA240283(AKR1A1 Antibody) at dilution 1/25, on the right is treated with synthetic peptide. (Original magnification: ×200

ADDITIONAL INFORMATION

Product Categories/Family for anti-AKR1A1 antibody	Signal Transduction

NCBI AND UNIPROT INFORMATION

NCBI GI #	320202988
NCBI GeneID	10327
NCBI Accession #	NP_001189342.1
NCBI GenBank Nucleotide #	NM_001202413.1
UniProt Accession #	P14550; Q6IAZ4; A8KAL8; D3DQ04
Molecular Weight	36,573 Da
NCBI Official Full Name	alcohol dehydrogenase
NCBI Official Synonym Full Names	aldo-keto reductase family 1, member A1 (aldehyde reductase)
NCBI Official Symbol	AKR1A1
NCBI Official Synonym Symbols	ALR; ARM; DD3; ALDR1
NCBI Protein Information	alcohol dehydrogenase [NADP(+)]; alcohol dehydrogenase [NADP(+)]; aldehyde reductase; dihydrodiol dehydrogenase 3; aldo-keto reductase family 1 member A1
UniProt Protein Name	Alcohol dehydrogenase [NADP(+)]
UniProt Gene Name	**AKR1A1**
UniProt Synonym Gene Names	ALDR1; ALR
UniProt Entry Name	AK1A1_HUMAN

For Research Use Only. Not for use in diagnostic or therapeutic procedures. Small volumes of product may become entrapped in the seal of the vial during shipment and storage; if necessary, briefly centrifuge the vial on a tabletop centrifuge to dislodge any liquid in the cap.

AAA Biotech | Tel: +1 (619) 604-9440 | Fax: +1 (619) 604-9441 | contact@aaabiotech.com
Online datasheet: https://stage.aaabiotech.com/polyclonal/akr1a1-antibody-immunohistochemistry-western-blot-elisa/240283