Rabbit VAPA Polyclonal Antibody | anti-VAPA antibody

VAPA Antibody

CATALOG #	HOST	REACTIVITY	APPLICATIONS
AAA239606	**Rabbit**	**Human, Mouse, Rat**	**Immunohistochemistry, Western Blot, ELISA**

PRODUCT SYNONYMS

VAPA; Polyclonal Antibody; VAPA Antibody; VAMP (Vesicle-associated membrane protein)-associated protein A; 33kDa; anti-VAPA antibody

PRODUCT SPECIFICATIONS

Host	Rabbit
Reactivity	Human, Mouse, Rat
Clonality	Polyclonal
Isotype	IgG
Purity/Purification	Antigen Affinity Purification
Form/Format	Liquid; In Phosphate Buffered Saline, pH 7.4, 0.05% NaN3, and 40% Glycerol
Applicable Applications for anti-VAPA antibody	IHC (Immunohistochemistry), WB (Western Blot), ELISA
Immunogen	Full length fusion protein
Immunogen Species	Human
Conjugate	Non-conjugated
Preparation and Storage	Upon receipt, store at -20 degree C or -80 degree C. Avoid repeated freeze.

IMAGES

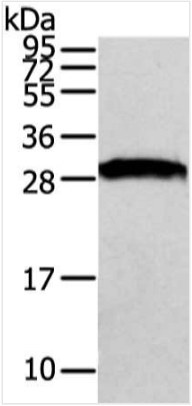

SDS-PAGE
Gel: 8%SDS-PAGE, Lysate: 40 ug, Lane: NIH/3T3 cell, Primary antibody: AAA239606(VAPA Antibody) at dilution 1/500 dilution, Secondary antibody: Goat anti rabbit IgG at 1/8000 dilution, Exposure time: 1 second

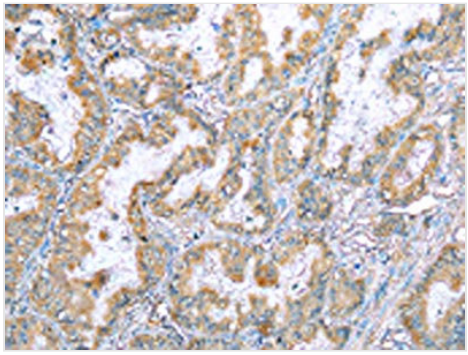

IHC (Immunohiostchemistry)
The image on the left is immunohistochemistry of paraffin-embedded Human esophagus cancer tissue using AAA239606(VAPA Antibody) at dilution 1/35, on the right is treated with fusion protein. (Original magnification: ×200

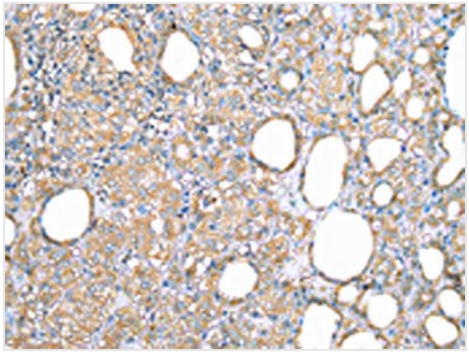

IHC (Immunohistochemistry)
The image on the left is immunohistochemistry of paraffin-embedded Human thyroid cancer tissue using AAA239606(VAPA Antibody) at dilution 1/35, on the right is treated with fusion protein. (Original magnification: ×200

NCBI AND UNIPROT INFORMATION

NCBI GI #	94721252
NCBI GeneID	9218
NCBI Accession #	NP_919415.2
NCBI GenBank Nucleotide #	NM_194434.2
UniProt Accession #	Q9P0L0; O75453; Q5U0E7; Q9UBZ2; A6NDZ0; D3DUI3
Molecular Weight	32,614 Da
NCBI Official Full Name	vesicle-associated membrane protein-associated protein A isoform 2
NCBI Official Synonym Full Names	VAMP associated protein A
NCBI Official Symbol	VAPA
NCBI Official Synonym Symbols	VAP-A; VAP33; VAP-33; hVAP-33
NCBI Protein Information	vesicle-associated membrane protein-associated protein A
UniProt Protein Name	Vesicle-associated membrane protein-associated protein A
UniProt Gene Name	**VAPA**
UniProt Synonym Gene Names	VAP33; VAMP-A; VAMP-associated protein A; VAP-A; VAP-33

For Research Use Only. Not for use in diagnostic or therapeutic procedures. Small volumes of product may become entrapped in the seal of the vial during shipment and storage; if necessary, briefly centrifuge the vial on a tabletop centrifuge to dislodge any liquid in the cap.

AAA Biotech | Tel: +1 (619) 604-9440 | Fax: +1 (619) 604-9441 | contact@aaabiotech.com
Online datasheet: https://stage.aaabiotech.com/polyclonal/vapa-antibody-immunohistochemistry-western-blot-elisa/239606