Rabbit PPP3CA Polyclonal Antibody | anti-PPP3CA antibody

PPP3CA Antibody

CATALOG #	HOST	REACTIVITY	APPLICATIONS
AAA238522	**Rabbit**	**Human, Mouse, Rat**	**Immunohistochemistry, Western Blot, ELISA**

PRODUCT SYNONYMS

PPP3CA; Polyclonal Antibody; PPP3CA Antibody; protein phosphatase 3; catalytic subunit; alpha isozyme; anti-PPP3CA antibody

PRODUCT SPECIFICATIONS

Host	Rabbit
Reactivity	Human, Mouse, Rat
Clonality	Polyclonal
Isotype	IgG
Purity/Purification	Antigen Affinity Purification
Form/Format	Liquid; In Phosphate Buffered Saline, pH 7.4, 0.05% NaN3, and 40% Glycerol
Applicable Applications for anti-PPP3CA antibody	IHC (Immunohistochemistry), WB (Western Blot), ELISA
Immunogen	Fusion protein of human PPP3CA
Immunogen Species	Human
Conjugate	Non-conjugated
Preparation and Storage	Upon receipt, store at -20 degree C or -80 degree C. Avoid repeated freeze.

IMAGES

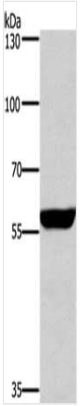

SDS-PAGE
Gel: 6%SDS-PAGE, Lysate: 40 ug, Lane: Mouse brain tissue, Primary antibody: AAA238522(PPP3CA Antibody) at dilution 1/650, Secondary antibody: Goat anti rabbit IgG at 1/8000 dilution, Exposure time: 1 second

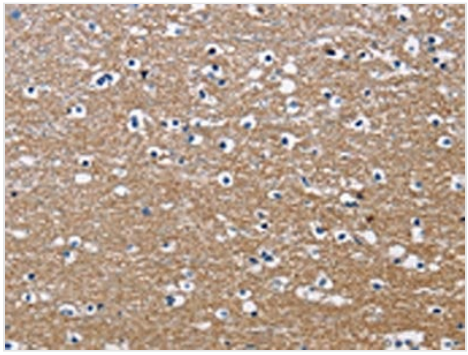

IHC (Immunohiostchemistry)
The image on the left is immunohistochemistry of paraffin-embedded Human brain tissue using AAA238522(PPP3CA Antibody) at dilution 1/30, on the right is treated with fusion protein. (Original magnification: ×200

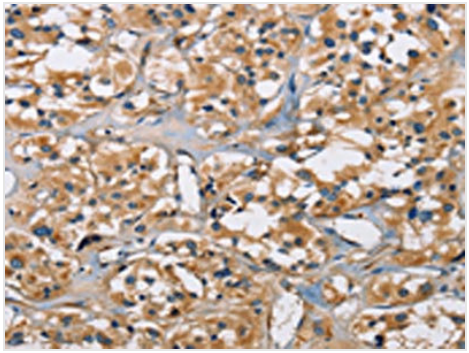

IHC (Immunohistochemistry)
The image on the left is immunohistochemistry of paraffin-embedded Human thyroid cancer tissue using AAA238522(PPP3CA Antibody) at dilution 1/30, on the right is treated with fusion protein. (Original magnification: ×200

ADDITIONAL INFORMATION

Product Categories/Family for anti-PPP3CA antibody	Immunology

NCBI AND UNIPROT INFORMATION

NCBI GI #	1352673
NCBI GeneID	5530
UniProt Accession #	Q08209; Q8TAW9; A1A441; A8K3B7; A8W6Z7; A8W6Z8; B5BUA2
Molecular Weight	521
NCBI Official Full Name	Serine/threonine-protein phosphatase 2B catalytic subunit alpha isoform
NCBI Official Synonym Full Names	protein phosphatase 3, catalytic subunit, alpha isozyme
NCBI Official Symbol	PPP3CA
NCBI Official Synonym Symbols	CALN; CCN1; CNA1; CALNA; PPP2B; CALNA1
NCBI Protein Information	serine/threonine-protein phosphatase 2B catalytic subunit alpha isoform; calcineurin A alpha; CAM-PRP catalytic subunit; calmodulin-dependent calcineurin A subunit alpha isoform; protein phosphatase 2B, catalytic subunit, alpha isoform; protein phosphatas
UniProt Protein Name	Serine/threonine-protein phosphatase 2B catalytic subunit alpha isoform
UniProt Gene Name	**PPP3CA**
UniProt Synonym Gene Names	CALNA; CNA
UniProt Entry Name	PP2BA_HUMAN

For Research Use Only. Not for use in diagnostic or therapeutic procedures. Small volumes of product may become entrapped in the seal of the vial during shipment and storage; if necessary, briefly centrifuge the vial on a tabletop centrifuge to dislodge any liquid in the cap.

AAA Biotech | Tel: +1 (619) 604-9440 | Fax: +1 (619) 604-9441 | contact@aaabiotech.com
Online datasheet: https://stage.aaabiotech.com/polyclonal/ppp3ca-antibody-immunohistochemistry-western-blot-elisa/238522