Rabbit SIGMAR1 Polyclonal Antibody | anti-SIGMAR1 antibody

SIGMAR1 Antibody

CATALOG #	HOST	REACTIVITY	APPLICATIONS
AAA238295	**Rabbit**	**Human, Mouse, Rat**	**Immunohistochemistry, Western Blot, ELISA**

PRODUCT SYNONYMS

SIGMAR1; Polyclonal Antibody; SIGMAR1 Antibody; sigma non-opioid intracellular receptor 1; anti-SIGMAR1 antibody

PRODUCT SPECIFICATIONS

Host	Rabbit
Reactivity	Human, Mouse, Rat
Clonality	Polyclonal
Isotype	IgG
Purity/Purification	Antigen Affinity Purification
Form/Format	Liquid; In Phosphate Buffered Saline, pH 7.4, 0.05% NaN3, and 40% Glycerol
Applicable Applications for anti-SIGMAR1 antibody	IHC (Immunohistochemistry), WB (Western Blot), ELISA
Immunogen	Fusion protein of human SIGMAR1
Immunogen Species	Human
Conjugate	Non-conjugated
Preparation and Storage	Upon receipt, store at -20 degree C or -80 degree C. Avoid repeated freeze.

IMAGES

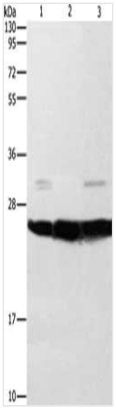

SDS-PAGE
Gel: 10%SDS-PAGE, Lysate: 40 ug, Lane 1-3: Mouse liver tissue, Mouse brain tissue, A549 cells, Primary antibody: AAA238295(SIGMAR1 Antibody) at dilution 1/310, Secondary antibody: Goat anti rabbit IgG at 1/8000 dilution, Exposure time: 1 second

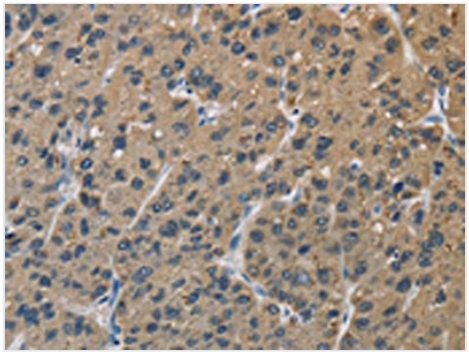

IHC (Immunohiostchemistry)
The image is immunohistochemistry of paraffin-embedded Human liver cancer tissue using AAA238295(SIGMAR1 Antibody) at dilution 1/50. (Original magnification: ×200

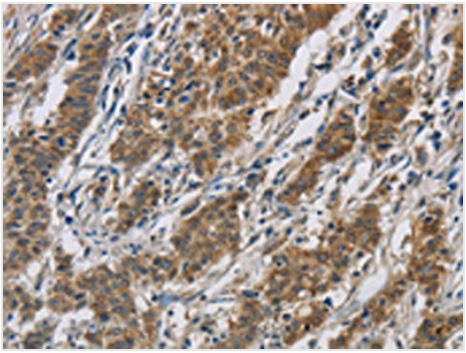

IHC (Immunohistochemistry)
The image is immunohistochemistry of paraffin-embedded Human gastic cancer tissue using AAA238295(SIGMAR1 Antibody) at dilution 1/50. (Original magnification: ×200

NCBI AND UNIPROT INFORMATION

NCBI GI #	22212934
NCBI GeneID	10280
NCBI Accession #	NP_671513.1
NCBI GenBank Nucleotide #	NM_147157.1
UniProt Accession #	Q99720; O00673; O00725; Q0Z9W6; Q153Z1; Q2TSD1; Q53GN2; Q7Z653; Q8N7H3; Q9NYX0; D3DRM7
Molecular Weight	25,128 Da
NCBI Official Full Name	sigma non-opioid intracellular receptor 1 isoform 2
NCBI Official Synonym Full Names	sigma non-opioid intracellular receptor 1
NCBI Official Symbol	SIGMAR1
NCBI Official Synonym Symbols	SRBP; ALS16; OPRS1; SR-BP1
NCBI Protein Information	sigma non-opioid intracellular receptor 1; SR-BP; SIG-1R; sigma1R; hSigmaR1; SR31747 binding protein 1; sigma 1-type opioid receptor; aging-associated gene 8 protein
UniProt Protein Name	Sigma non-opioid intracellular receptor 1
UniProt Gene Name	**SIGMAR1**
UniProt Synonym Gene Names	OPRS1; SRBP; SR-BP; SIG-1R; Sigma1-receptor; Sigma1R; hSigmaR1
UniProt Entry Name	SGMR1_HUMAN

For Research Use Only. Not for use in diagnostic or therapeutic procedures. Small volumes of product may become entrapped in the seal of the vial during shipment and storage; if necessary, briefly centrifuge the vial on a tabletop centrifuge to dislodge any liquid in the cap.

AAA Biotech | Tel: +1 (619) 604-9440 | Fax: +1 (619) 604-9441 | contact@aaabiotech.com
Online datasheet: https://stage.aaabiotech.com/polyclonal/sigmar1-antibody-immunohistochemistry-western-blot-elisa/238295