Rabbit PEBP1 Polyclonal Antibody | anti-PEBP1 antibody

PEBP1 Antibody

CATALOG #	HOST	REACTIVITY	APPLICATIONS
AAA237731	**Rabbit**	**Human, Mouse, Rat**	**Immunohistochemistry, Western Blot, ELISA**

PRODUCT SYNONYMS

PEBP1; Polyclonal Antibody; PEBP1 Antibody; phosphatidylethanolamine binding protein 1; anti-PEBP1 antibody

PRODUCT SPECIFICATIONS

Host	Rabbit
Reactivity	Human, Mouse, Rat
Clonality	Polyclonal
Isotype	IgG
Purity/Purification	Antigen Affinity Purification
Form/Format	Liquid; In Phosphate Buffered Saline, pH 7.4, 0.05% NaN3, and 40% Glycerol
Applicable Applications for anti-PEBP1 antibody	IHC (Immunohistochemistry), WB (Western Blot), ELISA
Immunogen	Fusion protein of human PEBP1
Immunogen Species	Human
Conjugate	Non-conjugated
Preparation and Storage	Upon receipt, store at -20 degree C or -80 degree C. Avoid repeated freeze.

IMAGES



SDS-PAGE
Gel: 8%SDS-PAGE, Lysate: 40 ug, Lane 1-4: A549 cells, K562 cells, hela cells, hepG2 cells, Primary antibody: AAA237731(PEBP1 Antibody) at dilution 1/400, Secondary antibody: Goat anti rabbit IgG at 1/8000 dilution, Exposure time: 40 seconds

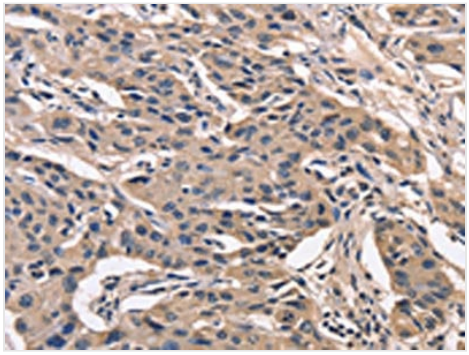

IHC (Immunohiostchemistry)
The image on the left is immunohistochemistry of paraffin-embedded Human lung cancer tissue using AAA237731(PEBP1 Antibody) at dilution 1/40, on the right is treated with fusion protein. (Original magnification: ×200

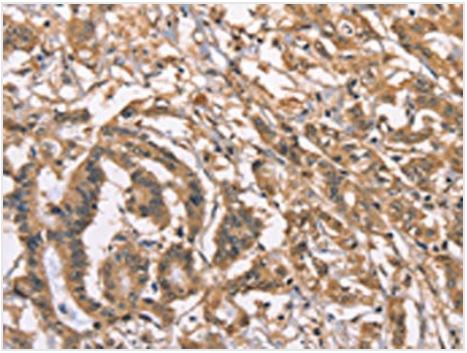

IHC (Immunohistochemistry)
The image on the left is immunohistochemistry of paraffin-embedded Human colon cancer tissue using AAA237731(PEBP1 Antibody) at dilution 1/40, on the right is treated with fusion protein. (Original magnification: ×200

ADDITIONAL INFORMATION

Product Categories/Family for anti-PEBP1 antibody	Cell Biology

NCBI AND UNIPROT INFORMATION

NCBI GI #	4505621
NCBI GeneID	5037
NCBI Accession #	NP_002558.1
NCBI GenBank Nucleotide #	NM_002567.2
UniProt Accession #	P30086; B2R4S1
Molecular Weight	21,057 Da
NCBI Official Full Name	phosphatidylethanolamine-binding protein 1 preproprotein
NCBI Official Synonym Full Names	phosphatidylethanolamine binding protein 1
NCBI Official Symbol	PEBP1
NCBI Official Synonym Symbols	PBP; HCNP; PEBP; RKIP; HCNPpp; PEBP-1
NCBI Protein Information	phosphatidylethanolamine-binding protein 1; neuropolypeptide h3; prostatic binding protein; prostatic-binding protein; raf kinase inhibitor protein; Raf kinase inhibitory protein; hippocampal cholinergic neurostimulating peptide
UniProt Protein Name	Phosphatidylethanolamine-binding protein 1
UniProt Gene Name	**PEBP1**
UniProt Synonym Gene Names	PBP; PEBP; PEBP-1; RKIP; HCNP
UniProt Entry Name	PEBP1_HUMAN

For Research Use Only. Not for use in diagnostic or therapeutic procedures. Small volumes of product may become entrapped in the seal of the vial during shipment and storage; if necessary, briefly centrifuge the vial on a tabletop centrifuge to dislodge any liquid in the cap.

AAA Biotech | Tel: +1 (619) 604-9440 | Fax: +1 (619) 604-9441 | contact@aaabiotech.com
Online datasheet: https://stage.aaabiotech.com/polyclonal/pebp1-antibody-immunohistochemistry-western-blot-elisa/237731