Rabbit anti-Human PRKAR2A Polyclonal Antibody | anti-PRKAR2A antibody

PRKAR2A Antibody

CATALOG #	HOST	REACTIVITY	APPLICATIONS
AAA233273	**Rabbit**	**Human**	**Immunofluorescence, Immunohistochemistry, Western Blot, ELISA**

PRODUCT SYNONYMS

PRKAR2A; Polyclonal Antibody; PRKAR2A Antibody; cAMP-dependent protein kinase type II-alpha regulatory subunit; PKR2; PRKAR2; anti-PRKAR2A antibody

PRODUCT SPECIFICATIONS

Host	Rabbit
Reactivity	Human
Clonality	Polyclonal
Isotype	IgG
Purity/Purification	>95%, Protein G purified
Form/Format	Liquid
Sequence Length	404
Applicable Applications for anti-PRKAR2A antibody	IF (Immunofluorescence), IHC (Immunohistochemistry), WB (Western Blot), ELISA
Immunogen	Recombinant Human cAMP-dependent protein kinase type II-alpha regulatory subunit protein (43-205AA)
Conjugation	Non-conjugated
Preservative	0.03% Proclin 300
Constituents	50% Glycerol, 0.01M PBS, pH 7.4
Preparation and Storage	Shipped at 4 degree C. Upon delivery aliquot and store at -20 degree C or -80 degree C. Avoid repeated freeze.

IMAGES

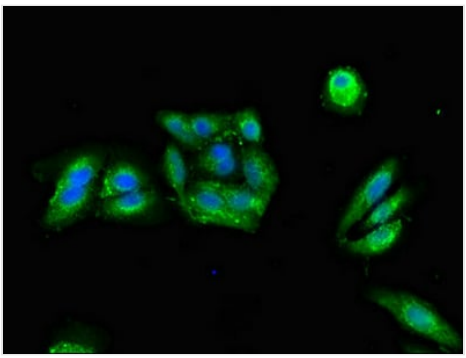

IF (Immunofluorescence)
Immunofluorescent analysis of HepG2 cells using AAA233273 at a dilution of 1:100 and Alexa Fluor 488-congugated AffiniPure Goat Anti-Rabbit IgG(H+L

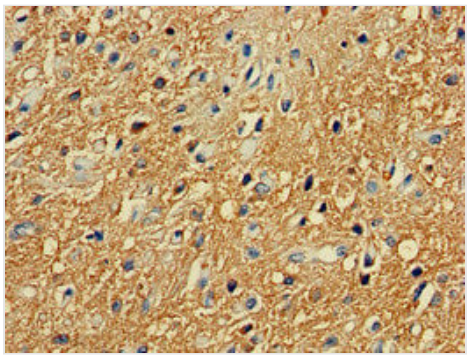

IHC (Immunohistochemisry)
Immunohistochemistry of paraffin-embedded human glioma cancer using AAA233273 at dilution of 1:100

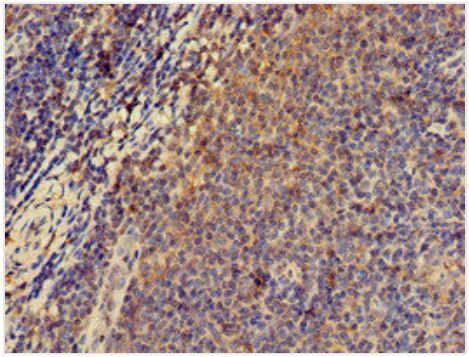

IHC (Immunohiostchemistry)
Immunohistochemistry of paraffin-embedded human lymph node tissue using AAA233273 at dilution of 1:100

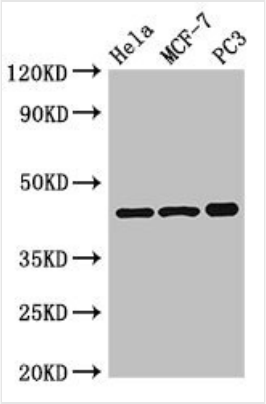

WB (Western Blot)
Western BlotPositive WB detected in: Hela whole cell lysate,MCF-7 whole cell lysate,PC3 whole cell lysateAll lanes: PRKAR2A antibody at 2.5ug/mlSecondaryGoat polyclonal to rabbit IgG at 1/50000 dilutionPredicted band size: 46,44 KDaObserved band size: 46 KDa

ADDITIONAL INFORMATION

Related Product Information for anti-PRKAR2A antibody	Regulatory subunit of the cAMP-dependent protein kinases involved in cAMP signaling in cells. Type II regulatory chains mediate membrane association by binding to anchoring proteins, including the MAP2 kinase.

NCBI AND UNIPROT INFORMATION

NCBI GI #	1013404558
NCBI GeneID	5576
NCBI Accession #	NP_001308911.1
NCBI GenBank Nucleotide #	NM_001321982.1
UniProt Accession #	P13861; Q16823; Q9BUB1
Molecular Weight	43,067 Da
NCBI Official Full Name	cAMP-dependent protein kinase type II-alpha regulatory subunit isoform a
NCBI Official Synonym Full Names	protein kinase cAMP-dependent type II regulatory subunit alpha
NCBI Official Symbol	PRKAR2A
NCBI Official Synonym Symbols	PKR2; PRKAR2
NCBI Protein Information	cAMP-dependent protein kinase type II-alpha regulatory subunit
UniProt Protein Name	cAMP-dependent protein kinase type II-alpha regulatory subunit
UniProt Gene Name	**PRKAR2A**
UniProt Synonym Gene Names	PKR2; PRKAR2

For Research Use Only. Not for use in diagnostic or therapeutic procedures. Small volumes of product may become entrapped in the seal of the vial during shipment and storage; if necessary, briefly centrifuge the vial on a tabletop centrifuge to dislodge any liquid in the cap.

AAA Biotech | Tel: +1 (619) 604-9440 | Fax: +1 (619) 604-9441 | contact@aaabiotech.com
Online datasheet: https://stage.aaabiotech.com/polyclonal/prkar2a-antibody-immunofluorescence-immunohistochemistry-western-blot-elisa/233273