Rabbit anti-Human METTL14 Polyclonal Antibody | anti-METTL14 antibody

METTL14 Antibody

CATALOG #	HOST	REACTIVITY	APPLICATIONS
AAA233095	**Rabbit**	**Human**	**Immunohistochemistry, Western Blot, ELISA**

PRODUCT SYNONYMS

METTL14; Polyclonal Antibody; METTL14 Antibody; N6-adenosine-methyltransferase subunit METTL14; Methyltransferase-like protein 14; KIAA1627; anti-METTL14 antibody

PRODUCT SPECIFICATIONS

Host	Rabbit
Reactivity	Human
Clonality	Polyclonal
Isotype	IgG
Purity/Purification	>95%, Protein G purified
Form/Format	Liquid
Sequence Length	456
Applicable Applications for anti-METTL14 antibody	IHC (Immunohistochemistry), WB (Western Blot), ELISA
Immunogen	Recombinant human N6-adenosine-methyltransferase subunit METTL14 protein (24-206AA)
Preservative	0.03% Proclin 300
Constituents	50% Glycerol, 0.01M PBS, PH 7.4
Conjugation	Non-conjugated
Preparation and Storage	Shipped at 4 degree C. Upon delivery aliquot and store at -20 degree C or -80 degree C. Avoid repeated freeze.

IMAGES

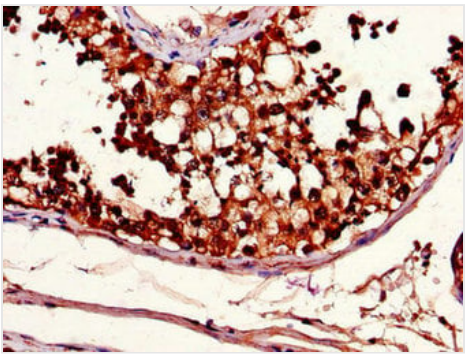

IHC (Immunohistochemisry)
Immunohistochemistry of paraffin-embedded human testis tissue using AAA233095 at dilution of 1:100

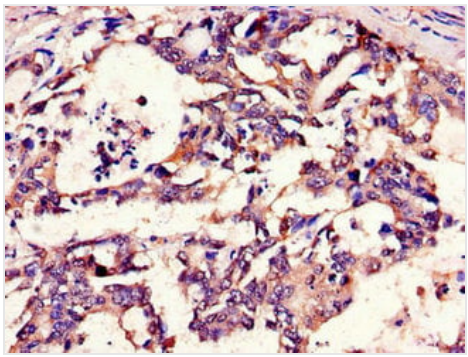

IHC (Immunohiostchemistry)
Immunohistochemistry of paraffin-embedded human gastric cancer using AAA233095 at dilution of 1:100

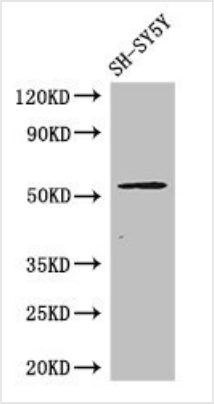

WB (Western Blot)
Western BlotPositive WB detected in:SH-SY5Y whole cell lysateAll lanes: METTL14 antibody at 3ug/mlSecondaryGoat polyclonal to rabbit IgG at 1/50000 dilutionPredicted band size: 53 kDaObserved band size: 53 kDa

ADDITIONAL INFORMATION

Related Product Information for anti-METTL14 antibody	N6-methyltransferase that methylates adenosine residues of some mRNAs and acts as a regulator of the circadian clock and differentiation of embryonic stem cells. N6-methyladenosine (m6A), which takes place at the 5'-[AG]GAC-3' consensus sites of some mRNAs, plays a role in the efficiency of mRNA splicing, processing and mRNA stability (PubMed: 24316715, PubMed: 24407421, PubMed: 25719671). M6A regulates the length of the circadian clock: acts as a early pace-setter in the circadian loop. M6A also acts as a regulator of mRNA stability: in embryonic stem cells (ESCs), m6A methylation of mRNAs encoding key naive pluripotency-promoting transcripts results in transcript destabilization (By similarity).

NCBI AND UNIPROT INFORMATION

NCBI GI #	24308265
NCBI GeneID	57721
NCBI Accession #	NP_066012.1
NCBI GenBank Nucleotide #	NM_020961.3
UniProt Accession #	Q9HCE5; Q969V2; A6NIG1
Molecular Weight	52,150 Da
NCBI Official Full Name	N6-adenosine-methyltransferase subunit METTL14
NCBI Official Synonym Full Names	methyltransferase like 14
NCBI Official Symbol	METTL14
NCBI Official Synonym Symbols	hMETTL14
NCBI Protein Information	N6-adenosine-methyltransferase subunit METTL14
UniProt Protein Name	N6-adenosine-methyltransferase subunit METTL14
UniProt Gene Name	**METTL14**
UniProt Synonym Gene Names	hMETTL14
UniProt Entry Name	MET14_HUMAN

For Research Use Only. Not for use in diagnostic or therapeutic procedures. Small volumes of product may become entrapped in the seal of the vial during shipment and storage; if necessary, briefly centrifuge the vial on a tabletop centrifuge to dislodge any liquid in the cap.

AAA Biotech | Tel: +1 (619) 604-9440 | Fax: +1 (619) 604-9441 | contact@aaabiotech.com
Online datasheet: https://stage.aaabiotech.com/polyclonal/mettl14-antibody-immunohistochemistry-western-blot-elisa/233095