Rabbit anti-Human, Mouse BRSK1 Polyclonal Antibody | anti-BRSK1 antibody

BRSK1 Antibody

CATALOG #	HOST	REACTIVITY	APPLICATIONS
AAA232973	**Rabbit**	**Human, Mouse**	**Immunohistochemistry, Western Blot, ELISA**

PRODUCT SYNONYMS

BRSK1; Polyclonal Antibody; BRSK1 Antibody; Serine/threonine-protein kinase BRSK1; Brain-selective kinase 1; Brain-specific serine/threonine-protein kinase 1; BR serine/threonine-protein kinase 1; Serine/threonine-protein kinase SAD-B; Synapses of Amphids Defective homolog 1; SAD1 homolog; hSAD1; KIAA1811; SAD1; SADB; anti-BRSK1 antibody

PRODUCT SPECIFICATIONS

Host	Rabbit
Reactivity	Human, Mouse
Clonality	Polyclonal
Isotype	IgG
Purity/Purification	>95%, Protein G purified
Form/Format	Liquid
Sequence Length	778
Applicable Applications for anti-BRSK1 antibody	IHC (Immunohistochemistry), WB (Western Blot), ELISA
Immunogen	Recombinant Human Serine/threonine-protein kinase BRSK1 protein (426-591AA)
Preservative	0.03% Proclin 300
Constituents	50% Glycerol, 0.01M PBS, PH 7.4
Conjugation	Non-conjugated
Santa Cruz Alternative	Potential replacement for Santa Cruz Biotechnology antibody catalog# sc-130122 / sc-167221 / sc-167222
Preparation and Storage	Shipped at 4 degree C. Upon delivery aliquot and store at -20 degree C or -80 degree C. Avoid repeated freeze.

IMAGES

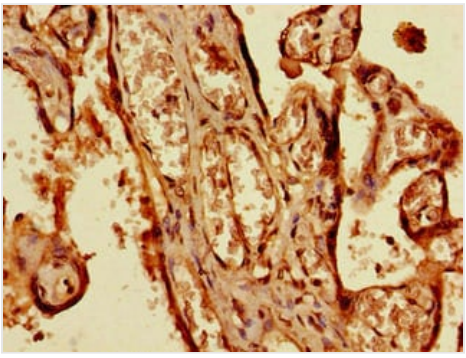

IHC (Immunohistochemisry)
Immunohistochemistry of paraffin-embedded human placenta tissue using AAA232973 at dilution of 1:100

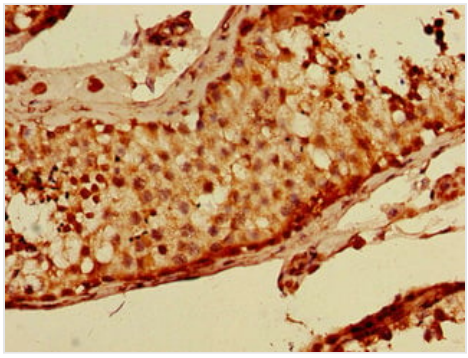

IHC (Immunohiostchemistry)
Immunohistochemistry of paraffin-embedded human testis tissue using AAA232973 at dilution of 1:100

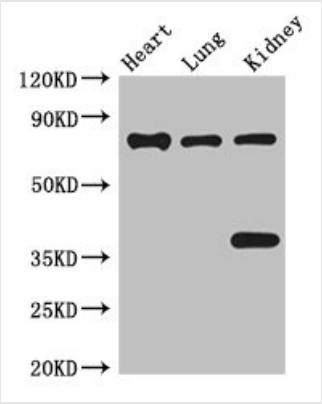

WB (Western Blot)
Western BlotPositive WB detected in:Mouse heart tissue,Mouse lung tissue,Mouse kidney tissueAll lanes: BRSK1 antibody at 3.5ug/mlSecondaryGoat polyclonal to rabbit IgG at 1/50000 dilutionPredicted band size: 86,87,39 kDaObserved band size: 86,39 kDa

ADDITIONAL INFORMATION

Related Product Information for anti-BRSK1 antibody	Serine/threonine-protein kinase that plays a key role in polarization of neurons and centrosome duplication. Phosphorylates CDC25B, CDC25C, MAPT/TAU, RIMS1, TUBG1, TUBG2 and WEE1. Following phosphorylation and activation by STK11/LKB1, acts as a key regulator of polarization of cortical neurons, probably by mediating phosphorylation of microtubule-associated proteins such as MAPT/TAU at 'Thr-529' and 'Ser-579'. Also regulates neuron polarization by mediating phosphorylation of WEE1 at 'Ser-642' in post-mitotic neurons, leading to down-regulate WEE1 activity in polarized neurons. In neurons, localizes to synaptic vesicles and plays a role in neurotransmitter release, possibly by phosphorylating RIMS1. Also acts as a positive regulator of centrosome duplication by mediating phosphorylation of gamma-tubulin (TUBG1 and TUBG2) at 'Ser-131', leading to translocation of gamma-tubulin and its associated proteins to the centrosome. Involved in the UV-induced DNA damage checkpoint response, probably by inhibiting CDK1 activity through phosphorylation and activation of WEE1, and inhibition of CDC25B and CDC25C.

NCBI AND UNIPROT INFORMATION

NCBI GI #	24308326
NCBI GeneID	84446
NCBI Accession #	NP_115806.1
NCBI GenBank Nucleotide #	NM_032430.1
UniProt Accession #	Q8TDC3; Q5J5B5; Q8NDD0; Q8NDR4; Q8TDC2; Q96AV4; Q96JL4; F1DG44
Molecular Weight	38,782 Da
NCBI Official Full Name	serine/threonine-protein kinase BRSK1
NCBI Official Synonym Full Names	BR serine/threonine kinase 1
NCBI Official Symbol	BRSK1
NCBI Official Synonym Symbols	hSAD1
NCBI Protein Information	serine/threonine-protein kinase BRSK1
UniProt Protein Name	Serine/threonine-protein kinase BRSK1
UniProt Gene Name	**BRSK1**
UniProt Synonym Gene Names	KIAA1811; SAD1; SADB; BR serine/threonine-protein kinase 1; SAD1 homolog; hSAD1
UniProt Entry Name	BRSK1_HUMAN

For Research Use Only. Not for use in diagnostic or therapeutic procedures. Small volumes of product may become entrapped in the seal of the vial during shipment and storage; if necessary, briefly centrifuge the vial on a tabletop centrifuge to dislodge any liquid in the cap.

AAA Biotech | Tel: +1 (619) 604-9440 | Fax: +1 (619) 604-9441 | contact@aaabiotech.com
Online datasheet: https://stage.aaabiotech.com/polyclonal/brsk1-antibody-immunohistochemistry-western-blot-elisa/232973