Rabbit anti-Human REEP5 Polyclonal Antibody | anti-REEP5 antibody

REEP5 Antibody

CATALOG #	HOST	REACTIVITY	APPLICATIONS
AAA232002	**Rabbit**	**Human**	**Immunohistochemistry, Western Blot, ELISA**

PRODUCT SYNONYMS

REEP5; Polyclonal Antibody; REEP5 Antibody; Receptor expression-enhancing protein 5; Polyposis locus protein 1; Protein TB2; C5orf18; DP1; TB2; anti-REEP5 antibody

PRODUCT SPECIFICATIONS

Host	Rabbit
Reactivity	Human
Clonality	Polyclonal
Isotype	IgG
Purity/Purification	Antigen Affinity Purified
Form/Format	Liquid
Sequence Length	189
Applicable Applications for anti-REEP5 antibody	IHC (Immunohistochemistry), WB (Western Blot), ELISA
Species	Human
Immunogen	Recombinant human Receptor expression-enhancing protein 5 protein (C-70AA)
Conjugate	Non-conjugated
Buffer	PBS with 0.02% sodium azide, 50% glycerol, pH7.3.
Santa Cruz Alternative	Potential replacement for Santa Cruz Biotechnology antibody catalog# sc-133406 / sc-133407 / sc-133405
Preparation and Storage	Shipped at 4 degree C. Upon delivery aliquot and store at -20 degree C or -80 degree C. Avoid repeated freeze.

IMAGES

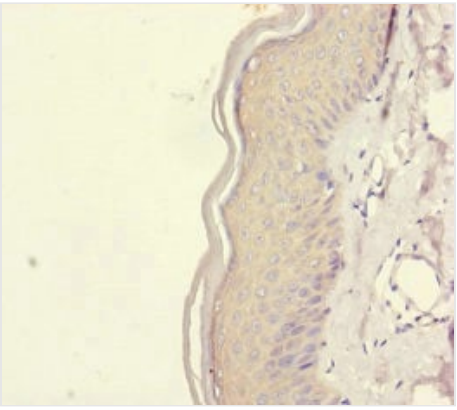

IHC (Immunohistochemisry)
Immunohistochemistry of paraffin-embedded human skin tissue using AAA232002 at dilution of 1:100

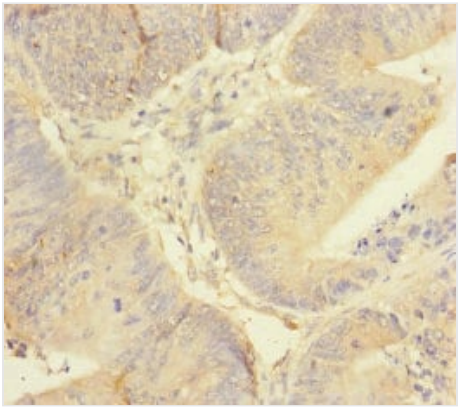

IHC (Immunohiostchemistry)
Immunohistochemistry of paraffin-embedded human colon cancer using AAA232002 at dilution of 1:100



WB (Western Blot)
Western blotAll lanes: REEP5 antibody at 1.02 ug/mlLane 1: MCF7 whole cell lysateLane 2: K562 whole cell lysateLane 3: Hela whole cell lysateSecondaryGoat polyclonal to rabbit IgG at 1/10000 dilutionPredicted band size: 22,15 kDaObserved band size: 21 kDa

ADDITIONAL INFORMATION

Related Product Information for anti-REEP5 antibody	May promote functional cell surface expression of olfactory receptors.

NCBI AND UNIPROT INFORMATION

NCBI GI #	115430112
NCBI GeneID	7905
NCBI Accession #	NP_005660.4
NCBI GenBank Nucleotide #	NM_005669.4
UniProt Accession #	Q00765; Q04198; Q5QGT0; Q9BWH9; B7Z681; D3DT04
Molecular Weight	14,997 Da
NCBI Official Full Name	receptor expression-enhancing protein 5
NCBI Official Synonym Full Names	receptor accessory protein 5
NCBI Official Symbol	REEP5
NCBI Official Synonym Symbols	DP1; TB2; YOP1; Yip2e; D5S346; C5orf18

NCBI Protein Information	receptor expression-enhancing protein 5
UniProt Protein Name	Receptor expression-enhancing protein 5
UniProt Gene Name	**REEP5**
UniProt Synonym Gene Names	C5orf18; DP1; TB2
UniProt Entry Name	REEP5_HUMAN

For Research Use Only. Not for use in diagnostic or therapeutic procedures. Small volumes of product may become entrapped in the seal of the vial during shipment and storage; if necessary, briefly centrifuge the vial on a tabletop centrifuge to dislodge any liquid in the cap.

AAA Biotech | Tel: +1 (619) 604-9440 | Fax: +1 (619) 604-9441 | contact@aaabiotech.com
Online datasheet: https://stage.aaabiotech.com/polyclonal/reep5-antibody-immunohistochemistry-western-blot-elisa/232002