Rabbit anti-Human CHRNA10 Polyclonal Antibody | anti-CHRNA10 antibody

CHRNA10 Antibody

CATALOG #	HOST	REACTIVITY	APPLICATIONS
AAA231919	**Rabbit**	**Human**	**Immunohistochemistry, Western Blot, ELISA**

PRODUCT SYNONYMS

CHRNA10; Polyclonal Antibody; CHRNA10 Antibody; Neuronal acetylcholine receptor subunit alpha-10; Nicotinic acetylcholine receptor subunit alpha-10; NACHR alpha-10; NACHRA10; anti-CHRNA10 antibody

PRODUCT SPECIFICATIONS

Host	Rabbit
Reactivity	Human
Clonality	Polyclonal
Isotype	IgG
Purity/Purification	Antigen Affinity Purified
Form/Format	Liquid
Sequence Length	244
Applicable Applications for anti-CHRNA10 antibody	IHC (Immunohistochemistry), WB (Western Blot), ELISA
Species	Human
Immunogen	Recombinant human Neuronal acetylcholine receptor subunit alpha-10 protein (25-240AA)
Conjugate	Non-conjugated
Buffer	PBS with 0.02% sodium azide, 50% glycerol, pH7.3.
Santa Cruz Alternative	Potential replacement for Santa Cruz Biotechnology antibody catalog# sc-18277
Preparation and Storage	Shipped at 4 degree C. Upon delivery aliquot and store at -20 degree C or -80 degree C. Avoid repeated freeze.

IMAGES

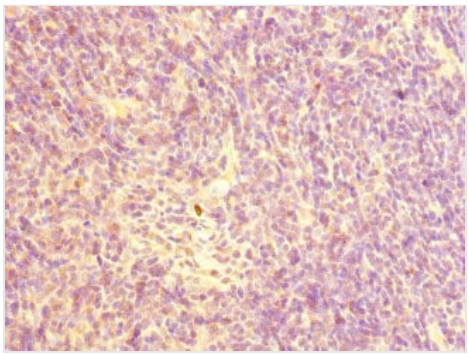

IHC (Immunohistochemisry)
Immunohistochemistry of paraffin-embedded human thymus tissue AAA231919 at dilution 1:100

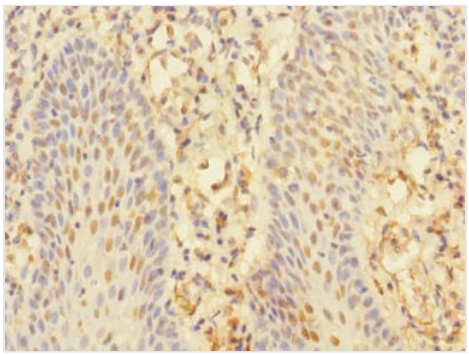

IHC (Immunohiostchemistry)
Immunohistochemistry of paraffin-embedded human tonsil tissue AAA231919 at dilution 1:100

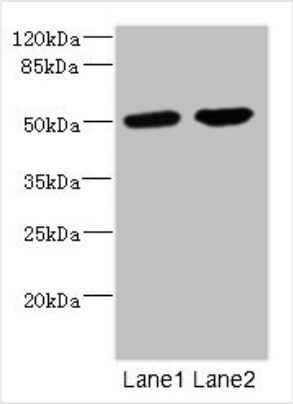

WB (Western Blot)
Western blotAll lanes: CHRNA10 antibody at 0.57ug/mlLane 1: Jurkat whole cell lysateLane 2: A549 whole cell lysateSecondaryGoat polyclonal to rabbit IgG at 1/10000 dilutionPredicted band size: 50 kDaObserved band size: 50 kDa

ADDITIONAL INFORMATION

Related Product Information for anti-CHRNA10 antibody	Ionotropic receptor with a probable role in the modulation of auditory stimuli. Agonist binding may induce an extensive change in conformation that affects all subunits and leads to opening of an ion-conducting channel across the plasma membrane. The channel is permeable to a range of divalent cations including calcium, the influx of which may activate a potassium current which hyperpolarizes the cell membrane. In the ear, this may lead to a reduction in basilar membrane motion, altering the activity of auditory nerve fibers and reducing the range of dynamic hearing. This may protect against acoustic trauma.

NCBI AND UNIPROT INFORMATION

NCBI GI #	732662976
NCBI GeneID	57053
NCBI Accession #	NP_001289963.1
NCBI GenBank Nucleotide #	NM_001303034.1
UniProt Accession #	Q9GZZ6
Molecular Weight	49,705 Da
NCBI Official Full Name	neuronal acetylcholine receptor subunit alpha-10 isoform b
NCBI Official Synonym Full Names	cholinergic receptor nicotinic alpha 10 subunit
NCBI Official Symbol	CHRNA10
NCBI Protein Information	neuronal acetylcholine receptor subunit alpha-10
UniProt Protein Name	Neuronal acetylcholine receptor subunit alpha-10
UniProt Gene Name	**CHRNA10**
UniProt Synonym Gene Names	NACHRA10; NACHR alpha-10
UniProt Entry Name	ACH10_HUMAN

For Research Use Only. Not for use in diagnostic or therapeutic procedures. Small volumes of product may become entrapped in the seal of the vial during shipment and storage; if necessary, briefly centrifuge the vial on a tabletop centrifuge to dislodge any liquid in the cap.

AAA Biotech | Tel: +1 (619) 604-9440 | Fax: +1 (619) 604-9441 | contact@aaabiotech.com
Online datasheet: https://stage.aaabiotech.com/polyclonal/chrna10-antibody-immunohistochemistry-western-blot-elisa/231919