Rabbit anti-Human, Mouse MYL7 Polyclonal Antibody | anti-MYL7 antibody

MYL7 Antibody

CATALOG #	HOST	REACTIVITY	APPLICATIONS
AAA231588	**Rabbit**	**Human, Mouse**	**Immunohistochemistry, Western Blot, ELISA**

PRODUCT SYNONYMS

MYL7; Polyclonal Antibody; MYL7 Antibody; Myosin regulatory light chain 2; atrial isoform; MLC-2a; MLC2a; Myosin light chain 2a; Myosin regulatory light chain 7; MYL2A; MYLC2A; anti-MYL7 antibody

PRODUCT SPECIFICATIONS

Host	Rabbit
Reactivity	Human, Mouse
Clonality	Polyclonal
Isotype	IgG
Purity/Purification	Antigen Affinity Purified
Form/Format	Liquid
Sequence Length	175
Applicable Applications for anti-MYL7 antibody	IHC (Immunohistochemistry), WB (Western Blot), ELISA
Species	Human
Immunogen	Recombinant human Myosin regulatory light chain 2, atrial isoform protein (1-175AA)
Conjugate	Non-conjugated
Buffer	PBS with 0.02% sodium azide, 50% glycerol, pH7.3.
Santa Cruz Alternative	Potential replacement for Santa Cruz Biotechnology antibody catalog# sc-34488 / sc-34489 / sc-66967
Preparation and Storage	Shipped at 4 degree C. Upon delivery aliquot and store at -20 degree C or -80 degree C. Avoid repeated freeze.

IMAGES

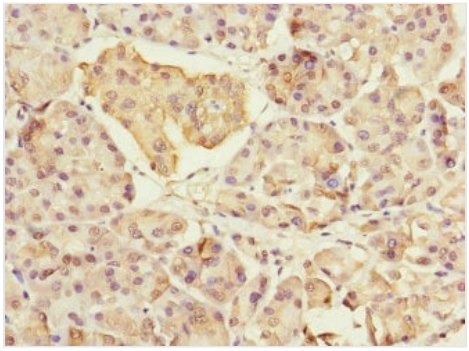

IHC (Immunohistochemisry)
Immunohistochemistry of paraffin-embedded human pancreatic tissue using AAA231588 at dilution 1:100

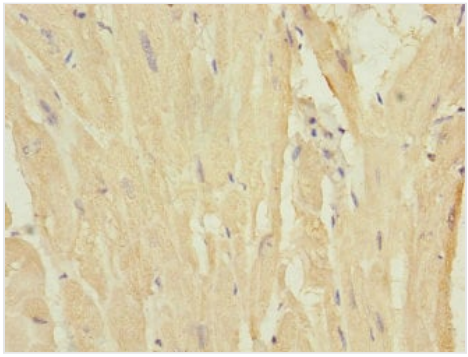

IHC (Immunohiostchemistry)
Immunohistochemistry of paraffin-embedded human heart tissue using AAA231588 at dilution 1:100

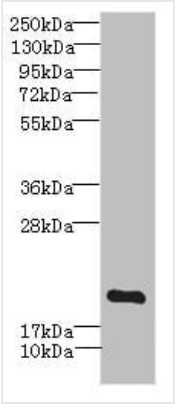

WB (Western Blot)
Western blotAll lanes: MYL7 antibody IgG at 2.69ug/ml+ Mouse skeletal muscle tissueSecondaryGoat polyclonal to rabbit IgG at 1/10000 dilutionPredicted band size: 19 kDa

ADDITIONAL INFORMATION

Related Product Information for anti-MYL7 antibody	A band, cytosol, myosin complex, muscle contraction

NCBI AND UNIPROT INFORMATION

NCBI GI #	10864037
NCBI GeneID	58498
NCBI Accession #	NP_067046.1
NCBI GenBank Nucleotide #	NM_021223.2
UniProt Accession #	Q01449; B2R4L3
Molecular Weight	19,448 Da
NCBI Official Full Name	myosin regulatory light chain 2, atrial isoform
NCBI Official Synonym Full Names	myosin light chain 7
NCBI Official Symbol	MYL7
NCBI Official Synonym Symbols	MYL2A; MYLC2A
NCBI Protein Information	myosin regulatory light chain 2, atrial isoform
UniProt Protein Name	Myosin regulatory light chain 2, atrial isoform
UniProt Gene Name	**MYL7**
UniProt Synonym Gene Names	MYL2A; MYLC2A; MLC-2a; MLC2a; Myosin light chain 2a
UniProt Entry Name	MLRA_HUMAN

For Research Use Only. Not for use in diagnostic or therapeutic procedures. Small volumes of product may become entrapped in the seal of the vial during shipment and storage; if necessary, briefly centrifuge the vial on a tabletop centrifuge to dislodge any liquid in the cap.

AAA Biotech | Tel: +1 (619) 604-9440 | Fax: +1 (619) 604-9441 | contact@aaabiotech.com
Online datasheet: https://stage.aaabiotech.com/polyclonal/myl7-antibody-immunohistochemistry-western-blot-elisa/231588