Rabbit anti-Human CCP110 Polyclonal Antibody | anti-CCP110 antibody

CCP110 Antibody

CATALOG #	HOST	REACTIVITY	APPLICATIONS
AAA231369	**Rabbit**	**Human**	**Immunohistochemistry, Western Blot, ELISA**

PRODUCT SYNONYMS

CCP110; Polyclonal Antibody; CCP110 Antibody; Centriolar coiled-coil protein of 110 kDa; Centrosomal protein of 110 kDa; CP110; Cep110; CEP110; KIAA0419; anti-CCP110 antibody

PRODUCT SPECIFICATIONS

Host	Rabbit
Reactivity	Human
Clonality	Polyclonal
Isotype	IgG
Purity/Purification	Antigen Affinity Purified
Form/Format	Liquid
Sequence Length	1012
Applicable Applications for anti-CCP110 antibody	IHC (Immunohistochemistry), WB (Western Blot), ELISA
Species	Human
Immunogen	Recombinant human Centriolar coiled-coil protein of 110 kDa protein (N-280AA)
Conjugate	Non-conjugated
Buffer	PBS with 0.02% sodium azide, 50% glycerol, pH7.3.
Santa Cruz Alternative	Potential replacement for Santa Cruz Biotechnology antibody catalog# sc-136629 / sc-136630
Preparation and Storage	Shipped at 4 degree C. Upon delivery aliquot and store at -20 degree C or -80 degree C. Avoid repeated freeze.

IMAGES

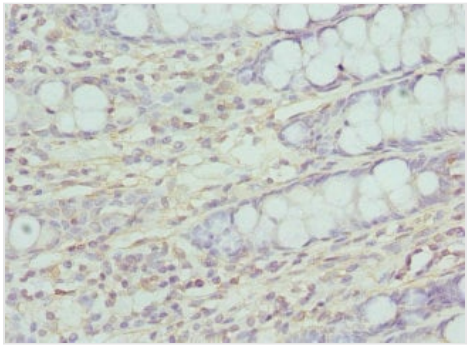

IHC (Immunohistochemisry)
Immunohistochemistry of paraffin-embedded human rectum tissue using AAA231369 at dilution 1:100

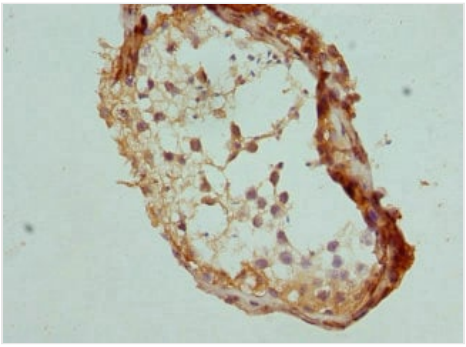

IHC (Immunohiostchemistry)
Immunohistochemistry of paraffin-embedded human testis tissue using AAA231369 at dilution 1:100

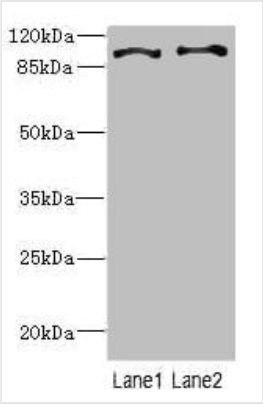

WB (Western Blot)
Western blotAll lanes: CCP110 antibody at 4.6ug/mlLane 1: Hela whole cell lysateLane 2: 293T whole cell lysateGoat polyclonal to Rabbit IgG at 1/10000 dilutionPredicted band size: 114,112 kDaObserved band size: 113 kDa

ADDITIONAL INFORMATION

Related Product Information for anti-CCP110 antibody	Necessary for centrosome duplication at different stages of procentriole formation. Acts as a key negative regulator of ciliogenesis in collaboration with CEP97 by capping the mother centriole thereby preventing cilia formation (PubMed:17719545 PubMed:17681131, PubMed:23486064). Also involved in promoting ciliogenesis. May play a role in the assembly of the mother centriole subdistal appendages (SDA) thereby effecting the fusion of recycling endosomes to basal bodies during cilia formation (By similarity). Required for correct spindle formation and has a role in regulating cytokinesis and genome stability via cooperation with CALM1 and CETN2 (PubMed:16760425).

NCBI AND UNIPROT INFORMATION

NCBI GI #	1021311949
NCBI GeneID	9738
NCBI Accession #	NP_001185951.2
NCBI GenBank Nucleotide #	NM_001199022.2
UniProt Accession #	O43303; O43335; Q68DV9; Q8NE13; B7WP23
Molecular Weight	111,224 Da
NCBI Official Full Name	centriolar coiled-coil protein of 110 kDa isoform 1
NCBI Official Synonym Full Names	centriolar coiled-coil protein 110
NCBI Official Symbol	CCP110
NCBI Official Synonym Symbols	CP110; Cep110
NCBI Protein Information	centriolar coiled-coil protein of 110 kDa
UniProt Protein Name	Centriolar coiled-coil protein of 110 kDa
UniProt Gene Name	**CCP110**
UniProt Synonym Gene Names	CEP110; CP110; KIAA0419; CP110; Cep110
UniProt Entry Name	CP110_HUMAN

For Research Use Only. Not for use in diagnostic or therapeutic procedures. Small volumes of product may become entrapped in the seal of the vial during shipment and storage; if necessary, briefly centrifuge the vial on a tabletop centrifuge to dislodge any liquid in the cap.

AAA Biotech | Tel: +1 (619) 604-9440 | Fax: +1 (619) 604-9441 | contact@aaabiotech.com
Online datasheet: https://stage.aaabiotech.com/polyclonal/ccp110-antibody-immunohistochemistry-western-blot-elisa/231369