Rabbit anti-Human AGPAT2 Polyclonal Antibody | anti-AGPAT2 antibody

AGPAT2 Antibody

CATALOG #	HOST	REACTIVITY	APPLICATIONS
AAA231359	**Rabbit**	**Human**	**Immunohistochemistry, Western Blot, ELISA**

PRODUCT SYNONYMS

AGPAT2; Polyclonal Antibody; AGPAT2 Antibody; 1-acyl-sn-glycerol-3-phosphate acyltransferase beta; 1-acylglycerol-3-phosphate O-acyltransferase 2; 1-AGP acyltransferase 2; 1-AGPAT 2; Lysophosphatidic acid acyltransferase beta; LPAAT-beta; anti-AGPAT2 antibody

PRODUCT SPECIFICATIONS

Host	Rabbit
Reactivity	Human
Clonality	Polyclonal
Isotype	IgG
Purity/Purification	Antigen Affinity Purified
Form/Format	Liquid
Sequence Length	246
Applicable Applications for anti-AGPAT2 antibody	IHC (Immunohistochemistry), WB (Western Blot), ELISA
Immunogen	Recombinant human 1-acyl-sn-glycerol-3-phosphate acyltransferase beta protein (C-80AA)
Immunogen Species	Homo sapiens (Human)
Research Area	Cardiovascular
Target Names	AGPAT2
Storage Buffer	PBS with 0.02% sodium azide, 50% glycerol, pH7.3.
Santa Cruz Alternative	Potential replacement for Santa Cruz Biotechnology antibody catalog# sc-68585 / sc-133758
Preparation and Storage	Upon receipt, store at -20°C or -80°C. Avoid repeated freeze.

IMAGES

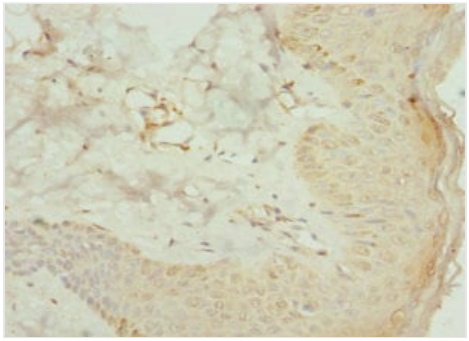

IHC (Immunohistochemisry)
Immunohistochemistry of paraffin-embedded human skin tissue using AAA231359 at dilution 1:100

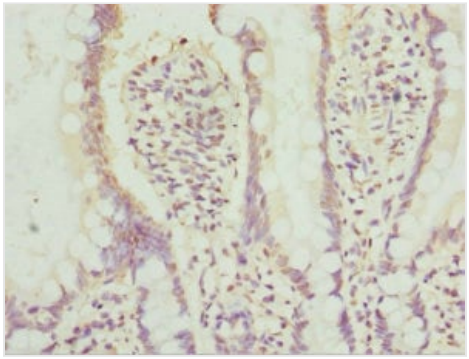

IHC (Immunohiostchemistry)
Immunohistochemistry of paraffin-embedded human small intestine tissue using AAA231359 at dilution 1:100

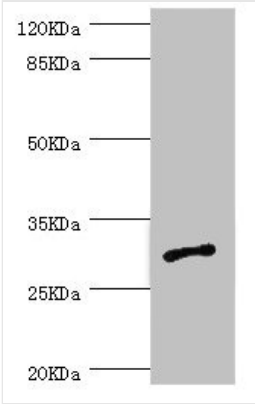

WB (Western Blot)
Western blotAll lanes: AGPAT2 antibody at 1.09ug/ml+Jurkat whole cell lysateSecondaryGoat polyclonal to rabbit at 1/10000 dilutionPredicted band size: 31,28 kDaObserved band size: 31 kDa

ADDITIONAL INFORMATION

Related Product Information for anti-AGPAT2 antibody	Converts lysophosphatidic acid (LPA) into phosphatidic acid by incorporating an acyl moiety at the sn-2 position of the glycerol backbone.

NCBI AND UNIPROT INFORMATION

NCBI GI #	69122971
NCBI GeneID	10555
NCBI Accession #	NP_001012745.1
NCBI GenBank Nucleotide #	NM_001012727.1
UniProt Accession #	O15120; O00516; O15106; Q5VUD3; Q5VUD4; Q9BSV7; Q9BWR7
NCBI Official Full Name	1-acyl-sn-glycerol-3-phosphate acyltransferase beta isoform b
NCBI Official Synonym Full Names	1-acylglycerol-3-phosphate O-acyltransferase 2
NCBI Official Symbol	AGPAT2
NCBI Official Synonym Symbols	BSCL; BSCL1; LPAAB; 1-AGPAT2; LPAAT-beta
NCBI Protein Information	1-acyl-sn-glycerol-3-phosphate acyltransferase beta
UniProt Protein Name	1-acyl-sn-glycerol-3-phosphate acyltransferase beta

UniProt Gene Name	**AGPAT2**
UniProt Synonym Gene Names	1-AGP acyltransferase 2; 1-AGPAT 2; LPAAT-beta
UniProt Entry Name	PLCB_HUMAN

For Research Use Only. Not for use in diagnostic or therapeutic procedures. Small volumes of product may become entrapped in the seal of the vial during shipment and storage; if necessary, briefly centrifuge the vial on a tabletop centrifuge to dislodge any liquid in the cap.

AAA Biotech | Tel: +1 (619) 604-9440 | Fax: +1 (619) 604-9441 | contact@aaabiotech.com
Online datasheet: https://stage.aaabiotech.com/polyclonal/agpat2-antibody-immunohistochemistry-western-blot-elisa/231359