Rabbit anti-Human Interleukin-12 subunit beta Polyclonal Antibody | anti-IL12B antibody

Rabbit anti-human Interleukin-12 subunit beta polyclonal Antibody

CATALOG #	HOST	REACTIVITY	APPLICATIONS
AAA230591	**Rabbit**	**Human**	**Immunohistochemistry, Western Blot, ELISA**

PRODUCT SYNONYMS

Interleukin-12 subunit beta; Polyclonal Antibody; Rabbit anti-human Interleukin-12 subunit beta polyclonal Antibody; NKSF2; IL12B; Cytotoxic lymphocyte maturation factor 40 kDa subunit; CLMF p40; IL-12 subunit p40; NK cell stimulatory factor chain 2; anti-IL12B antibody

PRODUCT SPECIFICATIONS

Host	Rabbit
Reactivity	Human
Clonality	Polyclonal
Isotype	IgG
Purity/Purification	Caprylic Acid Ammonium Sulfate Precipitation purified
Form/Format	Liquid
Sequence Length	328
Applicable Applications for anti-IL12B antibody	IHC (Immunohistochemistry), WB (Western Blot), ELISA
Immunogen	Recombinant human Interleukin-12 subunit beta protein
Conjugation	Non-conjugated
Storage Buffer	Preservative: 0.03% Proclin 300; Constituents: 50% Glycerol, 0.01M PBS, PH 7.4
Santa Cruz Alternative	Potential replacement for Santa Cruz Biotechnology antibody catalog# sc-1283 / sc-1282 / sc-7926
Preparation and Storage	Shipped at 4 degree C. Upon delivery, aliquot and store at -20 degree C or -80 degree C.

IMAGES



WB (Western Blot)
Western BlotPositive WB detected in: mouse brainAll lanes: IL12 antibody at 4ug/mlSecondaryGoat polyclonal to rabbit IgG at 1/50000 dilutionPredicted band size: 37 kDaObserved band size: 37 kDa

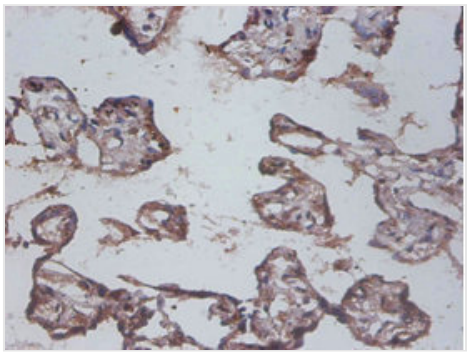

IHC (Immunohistochemisry)
Immunohistochemistry of paraffin-embeded human colorectal carcinoma using AAA230591 at dilution of 1:100

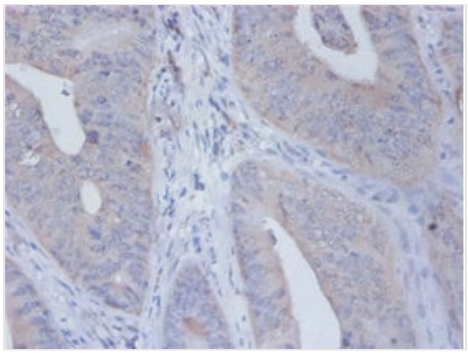

IHC (Immunohiostchemistry)
Immunohistochemistry of paraffin-embeded human placenta using AAA230591 at dilution of 1:100

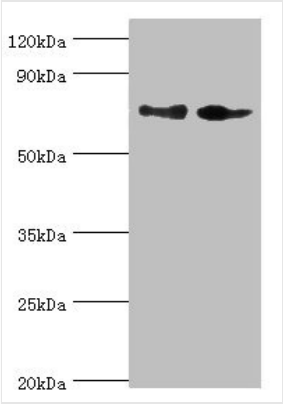

WB (Western Blot)
Western blotAll lanes: Interleukin-12 subunit beta antibody at 2ug/mlLane 1: EC109 whole cell lysateLane 2: 293T whole cell lysateSecondaryGoat polyclonal to Rabbit IgG at 1/15000 dilutionPredicted band size: 72 kDaObserved band size: 72 kDa

ADDITIONAL INFORMATION

Related Product Information for anti-IL12B antibody	Cytokine that can act as a growth factor for activated T and NK cells, enhance the lytic activity of NK/lymphokine-activated killer cells, and stimulate the production of IFN-gamma by resting PBMC. Ref.12Associates with IL23A to form the IL-23 interleukin, an heterodimeric cytokine which functions in innate and adaptive immunity. IL-23 may constitute with IL-17 an acute response to infection in peripheral tissues. IL-23 binds to an heterodimeric receptor complex composed of IL12RB1 and IL23R, activates the Jak-Stat signaling cascade, stimulates memory rather than naive T-cells and promotes production of proinflammatory cytokines. IL-23 induces autoimmune inflammation and thus may be responsible for autoimmune inflammatory diseases and may be important for tumorigenesis. This gene encodes a subunit of interleukin 12, a cytokine that acts on T and natural killer cells, and has a broad array of biological activities. Interleukin 12 is a disulfide-linked heterodimer composed of the 40 kD cytokine receptor like subunit encoded by this gene, and a 35 kD subunit encoded by IL12A. This cytokine is expressed by activated macrophages that serve as an essential inducer of Th1 cells development. This cytokine has been found to be important for sustaining a sufficient number of memory/effector Th1 cells to mediate long-term protection to an intracellular pathogen. Overexpression of this gene was observed in the central nervous system of patients with multiple sclerosis (MS), suggesting a role of this cytokine in the pathogenesis of the disease. The promoter polymorphism of this gene has been reported to be associated with the severity of atopic and non-atopic asthma in children.
Product Categories/Family for anti-IL12B antibody	Immunology

NCBI AND UNIPROT INFORMATION

NCBI GI #	24497438
NCBI GeneID	3593
NCBI Accession #	NP_002178.2
NCBI GenBank Nucleotide #	NM_002187.2
UniProt Accession #	P29460
Molecular Weight	37,169 Da
NCBI Official Full Name	interleukin-12 subunit beta
NCBI Official Synonym Full Names	interleukin 12B
NCBI Official Symbol	IL12B
NCBI Official Synonym Symbols	CLMF; NKSF; CLMF2; IMD28; IMD29; NKSF2; IL-12B
NCBI Protein Information	interleukin-12 subunit beta

UniProt Protein Name	Interleukin-12 subunit beta
UniProt Gene Name	**IL12B**
UniProt Synonym Gene Names	NKSF2; IL-12B; CLMF p40; NKSF2
UniProt Entry Name	IL12B_HUMAN

For Research Use Only. Not for use in diagnostic or therapeutic procedures. Small volumes of product may become entrapped in the seal of the vial during shipment and storage; if necessary, briefly centrifuge the vial on a tabletop centrifuge to dislodge any liquid in the cap.

AAA Biotech | Tel: +1 (619) 604-9440 | Fax: +1 (619) 604-9441 | contact@aaabiotech.com
Online datasheet: https://stage.aaabiotech.com/polyclonal/interleukin-12-subunit-beta-antibody-immunohistochemistry-western-blot-elisa/230591