Rabbit anti-Human Probable dimethyladenosine transferase Polyclonal Antibody | anti-DIMT1 antibody

Rabbit anti-human Probable dimethyladenosine transferase polyclonal Antibody

CATALOG #	HOST	REACTIVITY	APPLICATIONS
AAA230261	**Rabbit**	**Human**	**Immunohistochemistry, Western Blot, ELISA**

PRODUCT SYNONYMS

Probable dimethyladenosine transferase; Polyclonal Antibody; Rabbit anti-human Probable dimethyladenosine transferase polyclonal Antibody; Probable dimethyladenosine transferase protein; DIM1 dimethyladenosine transferase 1 homolog; DIM1 dimethyladenosine transferase 1-like; Probable 18S rRNA (adenine(1779)-N(6)/adenine(1780)-N(6))-dimethyltransferase; Probable 18S rRNA dimethylase; Probable S-adenosylmethionine-6-N'; N'-adenosyl(rRNA) dimethyltransferase; HUSSY-05; DIMT1L; DIMT1; anti-DIMT1 antibody

PRODUCT SPECIFICATIONS

Host	Rabbit
Reactivity	Human
Clonality	Polyclonal
Isotype	IgG
Purity/Purification	Caprylic Acid Ammonium Sulfate Precipitation purified
Form/Format	Liquid
Sequence Length	313
Applicable Applications for anti-DIMT1 antibody	IHC (Immunohistochemistry), WB (Western Blot), ELISA
Immunogen	Recombinant human Probable dimethyladenosine transferase protein(1-313aa)
Conjugation	Non-conjugated
Storage Buffer	Preservative: 0.03% Proclin 300; Constituents: 50% Glycerol, 0.01M PBS, PH 7.4
Santa Cruz Alternative	Potential replacement for Santa Cruz Biotechnology antibody catalog# sc-130132
Preparation and Storage	Shipped at 4 degree C. Upon delivery, aliquot and store at -20 degree C or -80 degree C.

IMAGES

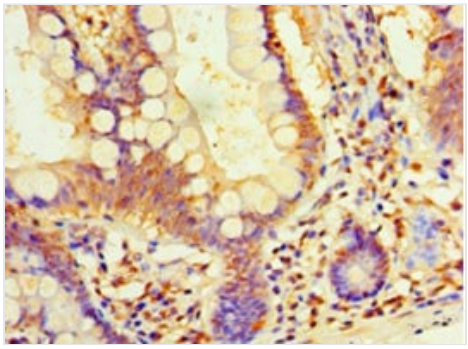

IHC (Immunohistochemisry)
Immunohistochemistry of paraffin-embedded human small intestine tissue using AAA230261 at dilution 1:100

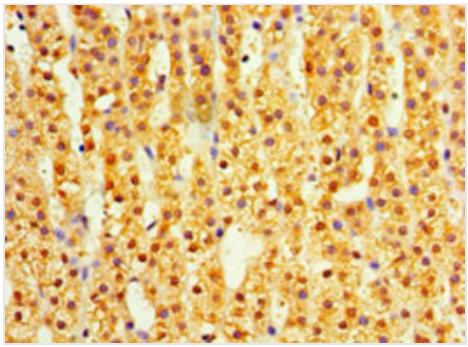

IHC (Immunohiostchemistry)
Immunohistochemistry of paraffin-embedded human adrenal gland using AAA230261 at dilution 1:100

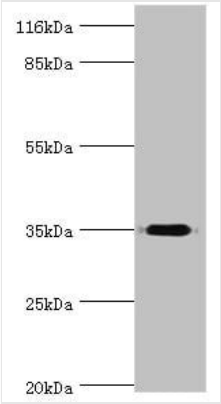

WB (Western Blot)
Western blotAll lanes: Probable dimethyladenosine transferase antibody at 2ug/ml+mouse thymus tissueSecondaryGoat polyclonal to rabbit at 1/10000 dilutionPredicted band size: 35kDaObserved band size: 35kDa

ADDITIONAL INFORMATION

Related Product Information for anti-DIMT1 antibody	pecifically dimethylates two adjacent adenosines in the loop of a conserved hairpin near the 3'-end of 18S rRNA in the 40S particle.

NCBI AND UNIPROT INFORMATION

NCBI GI #	7657198
NCBI GeneID	27292
NCBI Accession #	NP_055288.1
NCBI GenBank Nucleotide #	NM_014473.2
UniProt Accession #	Q9UNQ2; O76025; Q9BU77; Q9UES1
Molecular Weight	35,236 Da
NCBI Official Full Name	probable dimethyladenosine transferase
NCBI Official Synonym Full Names	DIM1 dimethyladenosine transferase 1 homolog
NCBI Official Symbol	DIMT1
NCBI Official Synonym Symbols	DIM1; DIMT1L; HUSSY5; HSA9761
NCBI Protein Information	probable dimethyladenosine transferase
UniProt Protein Name	Probable dimethyladenosine transferase
UniProt Gene Name	**DIMT1**
UniProt Synonym Gene Names	DIMT1L
UniProt Entry Name	DIM1_HUMAN

For Research Use Only. Not for use in diagnostic or therapeutic procedures. Small volumes of product may become entrapped in the seal of the vial during shipment and storage; if necessary, briefly centrifuge the vial on a tabletop centrifuge to dislodge any liquid in the cap.

AAA Biotech | Tel: +1 (619) 604-9440 | Fax: +1 (619) 604-9441 | contact@aaabiotech.com
Online datasheet: https://stage.aaabiotech.com/polyclonal/probable-dimethyladenosine-transferase-antibody-immunohistochemistry-western-blot-elisa/230261