Rabbit anti-Human PCOLCE2 Polyclonal Antibody | anti-PCOLCE2 antibody

PCOLCE2 Antibody

CATALOG #	HOST	REACTIVITY	APPLICATIONS
AAA229213	**Rabbit**	**Human**	**Immunofluorescence, Immunohistochemistry, Western Blot, ELISA**

PRODUCT SYNONYMS

PCOLCE2; Polyclonal Antibody; PCOLCE2 Antibody; Procollagen C-endopeptidase enhancer 2 (Procollagen COOH-terminal proteinase enhancer 2) (PCPE-2) (Procollagen C-proteinase enhancer 2; PCPE2; anti-PCOLCE2 antibody

PRODUCT SPECIFICATIONS

Host	Rabbit
Reactivity	Human
Clonality	Polyclonal
Isotype	IgG
Purity/Purification	>95%, Protein G purified
Form/Format	Liquid; Preservative: 0.03% Proclin 300 Constituents: 50% Glycerol, 0.01M PBS, PH 7.4
Sequence Length	415
Applicable Applications for anti-PCOLCE2 antibody	IF (Immunofluorescence), IHC (Immunohistochemistry), WB (Western Blot), ELISA
Immunogen	Recombinant Human Procollagen C-endopeptidase enhancer 2 protein (24-415AA)
Conjugate	Non-conjugated
Immunogen Species	Homo sapiens (Human)
Research Area	Signal Transduction
Target Names	PCOLCE2
Preparation and Storage	Upon receipt, store at -20°C or -80°C. Avoid repeated freeze.

IMAGES

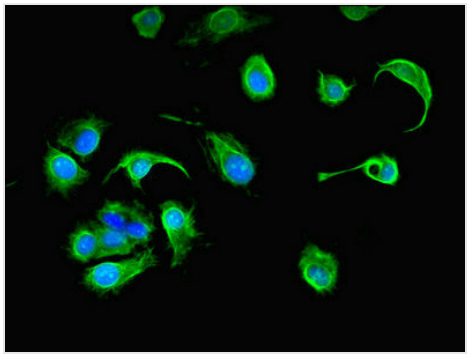

IHC (Immunohistochemisry)
Immunofluorescent analysis of MCF-7 cells using AAA229213 at a dilution of 1:100 and Alexa Fluor 488-congugated AffiniPure Goat Anti-Rabbit IgG(H+L

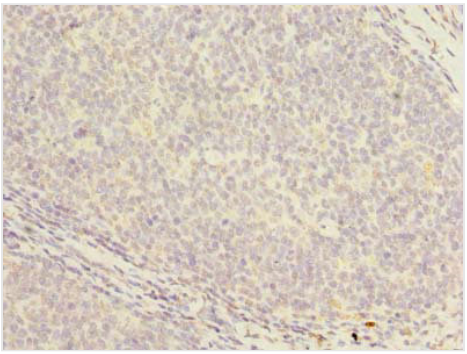

IHC (Immunohiostchemistry)
Immunohistochemistry of paraffin-embedded human tonsil tissue using AAA229213 at dilution of 1:100

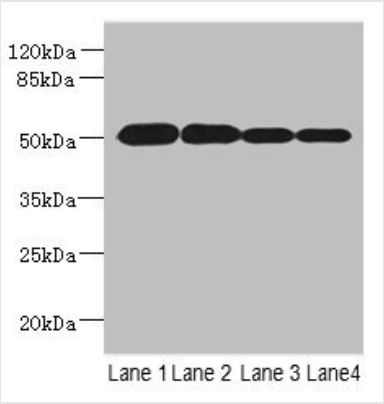

WB (Western Blot)
Western blotAll lanes: PCOLCE2 antibody at 8ug/mlLane 1: MCF7 whole cell lysateLane 2: A549 whole cell lysateLane 3: HCT116 whole cell lysateLane 4: Human high value serumSecondaryGoat polyclonal to Rabbit IgG at 1/10000 dilutionPredicted band size: 46 kDaObserved band size: 46 kDa

ADDITIONAL INFORMATION

Related Product Information for anti-PCOLCE2 antibody	Binds to the C-terminal propeptide of types I and II procollagens and may enhance the cleavage of that propeptide by BMP1.

NCBI AND UNIPROT INFORMATION

NCBI GI #	7019483
NCBI GeneID	26577
NCBI Accession #	NP_037495.1
NCBI GenBank Nucleotide #	NM_013363.3
UniProt Accession #	Q9UKZ9; Q9BRH3; B2RCH9; D3DNG4
NCBI Official Full Name	procollagen C-endopeptidase enhancer 2
NCBI Official Synonym Full Names	procollagen C-endopeptidase enhancer 2
NCBI Official Symbol	PCOLCE2
NCBI Official Synonym Symbols	PCPE2
NCBI Protein Information	procollagen C-endopeptidase enhancer 2
UniProt Protein Name	Procollagen C-endopeptidase enhancer 2
UniProt Gene Name	**PCOLCE2**
UniProt Synonym Gene Names	PCPE2; PCPE-2; Procollagen C-proteinase enhancer 2
UniProt Entry Name	PCOC2_HUMAN

For Research Use Only. Not for use in diagnostic or therapeutic procedures. Small volumes of product may become entrapped in the seal of the vial during shipment and storage; if necessary, briefly centrifuge the vial on a tabletop centrifuge to dislodge any liquid in the cap.

AAA Biotech | Tel: +1 (619) 604-9440 | Fax: +1 (619) 604-9441 | contact@aaabiotech.com
Online datasheet: https://stage.aaabiotech.com/polyclonal/pcolce2-antibody-immunofluorescence-immunohistochemistry-western-blot-elisa/229213