Rabbit anti-Human GLT8D1 Polyclonal Antibody | anti-GLT8D1 antibody

GLT8D1 Antibody

CATALOG #	HOST	REACTIVITY	APPLICATIONS
AAA229127	**Rabbit**	**Human**	**Immunofluorescence, Immunohistochemistry, Western Blot, ELISA**

PRODUCT SYNONYMS

GLT8D1; Polyclonal Antibody; GLT8D1 Antibody; Glycosyltransferase 8 domain-containing protein 1; GALA4A; AD-017; MSTP137; UNQ572/PRO1134; anti-GLT8D1 antibody

PRODUCT SPECIFICATIONS

Host	Rabbit
Reactivity	Human
Clonality	Polyclonal
Isotype	IgG
Purity/Purification	>95%,Protein G purified
Form/Format	Liquid
Sequence Length	371
Applicable Applications for anti-GLT8D1 antibody	IF (Immunofluorescence), IHC (Immunohistochemistry), WB (Western Blot), ELISA
Immunogen	Recombinant human Glycosyltransferase 8 domain-containing protein 1 protein
Conjugation	Non-conjugated
Storage Buffer	Preservative: 0.03% Proclin 300 Constituents: 50% Glycerol, 0.01M PBS, PH 7.4
Santa Cruz Alternative	Potential replacement for Santa Cruz Biotechnology antibody catalog# sc-102559 / sc-102561
Preparation and Storage	Shipped at 4 degree C. Upon delivery, aliquot and store at -20 degree C or -80 degree C.

IMAGES

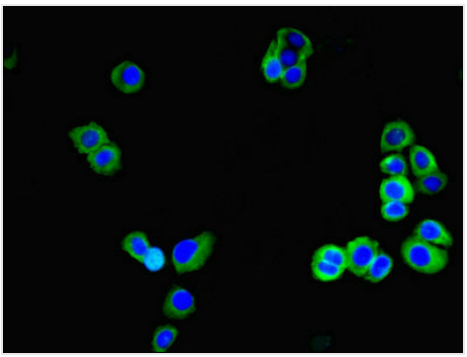

IF (Immunofluorescence)
Immunofluorescent analysis of PC3 cells using AAA229127 at a dilution of 1:100 and Alexa Fluor 488-congugated AffiniPure Goat Anti-Rabbit IgG(H+L

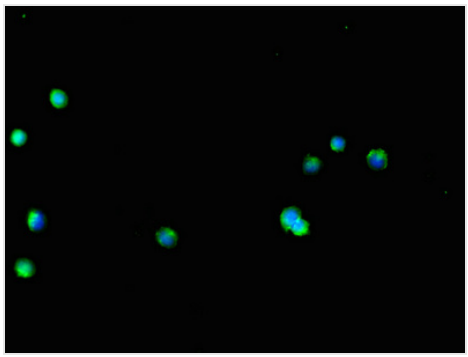

IF (Immunofluorescence)
Immunofluorescent analysis of HepG2 cells using AAA229127 at a dilution of 1:100 and Alexa Fluor 488-congugated AffiniPure Goat Anti-Rabbit IgG(H+L

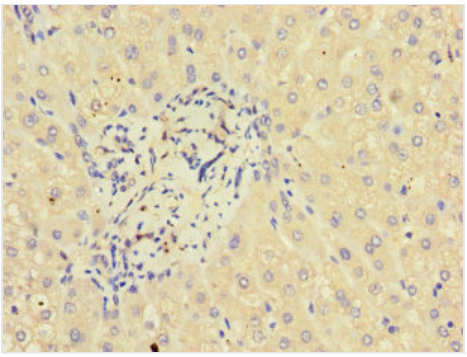

IHC (Immunohistochemisry)
Immunohistochemistry of paraffin-embedded human liver tissue using AAA229127 at dilution of 1:100

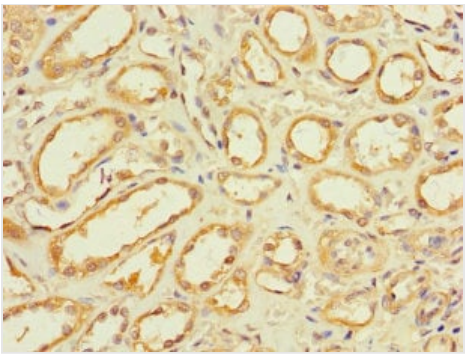

IHC (Immunohiostchemistry)
Immunohistochemistry of paraffin-embedded human kidney tissue using AAA229127 at dilution of 1:100



WB (Western Blot)
Western blotAll lanes: GLT8D1 antibody IgG at 10ug/ml+ Mouse liver tissueSecondaryGoat polyclonal to rabbit IgG at 1/10000 dilutionPredicted band size: 42,29 kDaObserved band size: 42 kDa

ADDITIONAL INFORMATION

Related Product Information for anti-GLT8D1 antibody	Golgi apparatus, membrane, transferase activity, transferring glycosyl groups, polysaccharide biosynthetic process

NCBI AND UNIPROT INFORMATION

NCBI GI #	58331225
NCBI GeneID	55830
NCBI Accession #	NP_001010983.1
NCBI GenBank Nucleotide #	NM_001010983.2
UniProt Accession #	Q68CQ7; Q7Z4D1; Q8N2J6; Q9P0I5
Molecular Weight	28,544 Da
NCBI Official Full Name	glycosyltransferase 8 domain-containing protein 1
NCBI Official Synonym Full Names	glycosyltransferase 8 domain containing 1
NCBI Official Symbol	GLT8D1
NCBI Official Synonym Symbols	AD-017; MSTP139
NCBI Protein Information	glycosyltransferase 8 domain-containing protein 1
UniProt Protein Name	Glycosyltransferase 8 domain-containing protein 1

UniProt Gene Name	**GLT8D1**
UniProt Synonym Gene Names	GALA4A
UniProt Entry Name	GL8D1_HUMAN

For Research Use Only. Not for use in diagnostic or therapeutic procedures. Small volumes of product may become entrapped in the seal of the vial during shipment and storage; if necessary, briefly centrifuge the vial on a tabletop centrifuge to dislodge any liquid in the cap.

AAA Biotech | Tel: +1 (619) 604-9440 | Fax: +1 (619) 604-9441 | contact@aaabiotech.com
Online datasheet: https://stage.aaabiotech.com/polyclonal/glt8d1-antibody-immunofluorescence-immunohistochemistry-western-blot-elisa/229127