Rabbit PDE9A Polyclonal Antibody | anti-PDE9A antibody

PDE9A Antibody

CATALOG #	HOST	APPLICATIONS
AAA225425	**Rabbit**	**Western Blot, Immunohistochemistry**

PRODUCT SYNONYMS

PDE9A; Polyclonal Antibody; PDE9A Antibody; Affinity Purified Rabbit Polyclonal PDE9A Antibody; Polyclonal PDE9A antibody; Anti-PDE9A antibody; HSPDE9A2 antibody; high affinity cGMP-specific 3' 5'-cyclic phosphodiesterase 9A antibody; phosphodiesterase PDE9A21 antibody; CGMP-specific 3' 5'-cyclic phosphodiesterase type 9 antibody; PDEA-9 antibody; FLJ90181 antibody; PDEA 9; PDE9A antibody; phosphodiesterase 9A antibody; PDEA-9; PDEA 9 antibody; anti-PDE9A antibody

PRODUCT SPECIFICATIONS

Host	Rabbit
Clonality	Polyclonal
Isotype	IgG
Purity/Purification	Antigen-Affinity Chromatography
Form/Format	Supplied as a concentrated soloution containing 0.1M Tris, 0.1M Glycine, 10% Glycerol (pH 7.0). 0.01% Thimerosal was added as a preservative.
Concentration	1 mg/ml (varies by lot)
Sequence Length	108
Applicable Applications for anti-PDE9A antibody	WB (Western Blot), IHC (Immunohistochemistry)
Cross-Reactivity	Human, Mouse
Preparation and Storage	Store at 4 degree C for short term storage. Aliquot and store at -20 degree C for long term storage. Avoid repeated freeze/thaw cycles.

IMAGES

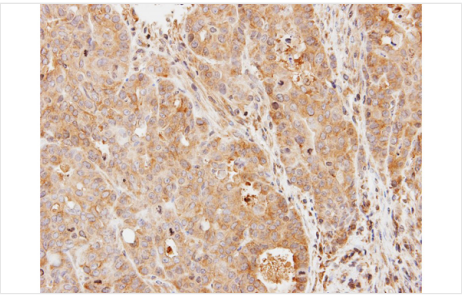

IHC (Immunohistochemisry)
Immunohistochemical staining of paraffin-embedded N87 xenograft using PDE9A antibody at a dilution of 1:500



WB (Western Blot)
Western blot analysis of 30 ug of whole cell lysate (A: 293T) using a 7.5% SDS PAGE gel and PDE9A antibody at a dilution of 1:3000

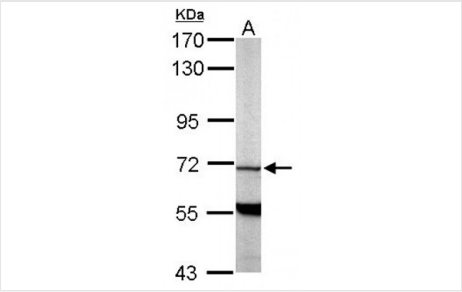

WB (Western Blot)
Western blot analysis of 50 ug of whole cell lysate (A: Mouse brain) using a 7.5% SDS PAGE gel and PDE9A antibody at a dilution of 1:1000

ADDITIONAL INFORMATION

Related Product Information for anti-PDE9A antibody	The protein encoded by this gene catalyzes the hydrolysis of cAMP and cGMP to their corresponding monophosphates. The encoded protein plays a role in signal transduction by regulating the intracellular concentration of these cyclic nucleotides.
Product Categories/Family for anti-PDE9A antibody	Nutrition & Metabolism

NCBI AND UNIPROT INFORMATION

NCBI GI #	958171542
Molecular Weight	69 kDa
NCBI Official Full Name	PDE9A, partial

For Research Use Only. Not for use in diagnostic or therapeutic procedures. Small volumes of product may become entrapped in the seal of the vial during shipment and storage; if necessary, briefly centrifuge the vial on a tabletop centrifuge to dislodge any liquid in the cap.

AAA Biotech | Tel: +1 (619) 604-9440 | Fax: +1 (619) 604-9441 | contact@aaabiotech.com
Online datasheet: https://stage.aaabiotech.com/polyclonal/pde9a-antibody-western-blot-immunohistochemistry-elisa/225425