Rabbit SEC61A1 Polyclonal Antibody | anti-SEC61A1 antibody

SEC61A1 Antibody

CATALOG #	HOST	APPLICATIONS
AAA225331	**Rabbit**	**Western Blot, Immunocytochemistry, Immunofluorescence**

PRODUCT SYNONYMS

SEC61A1; Polyclonal Antibody; SEC61A1 Antibody; Affinity Purified Rabbit Polyclonal SEC61A1 Antibody; Polyclonal SEC61A1 antibody; Anti-SEC61A1 antibody; protein transport protein Sec61 subunit alpha antibody; SEC61 antibody; protein transport protein SEC61 alpha subunit antibody; HSEC61 antibody; SEC61A antibody; SECA1-61; SEC61A1 antibody; Sec61 alpha-1 antibody; SECA1 61 antibody; SECA1 61; sec61 homolog antibody; SECA1-61 antibody; anti-SEC61A1 antibody

PRODUCT SPECIFICATIONS

Host	Rabbit
Clonality	Polyclonal
Isotype	IgG
Purity/Purification	Antigen-Affinity Chromatography
Form/Format	Supplied as a concentrated soloution containing 1X PBS, 10% Glycerol (pH 7.0). 0.01% Thimerosal was added as a preservative.
Concentration	1 mg/ml (varies by lot)
Sequence Length	106
Applicable Applications for anti-SEC61A1 antibody	WB (Western Blot), ICC (Immunocytochemistry), IF (Immunofluorescence)
Immunogen	SEC61A1 antibody was raised in rabbit using a synthetic peptide contain a sequence corresponding to a region within amino acids 413 and 426 of SEC61A1
Cross-Reactivity	Human
Preparation and Storage	Store at 4 degree C for short term storage. Aliquot and store at -20 degree C for long term storage. Avoid repeated freeze/thaw cycles.

IMAGES

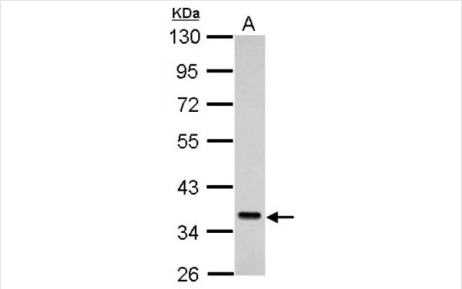

WB (Western Blot)
Western blot analysis of 30 ug of whole cell lysate (A: K562) using a 10% SDS PAGE gel and SEC61A1 antibody at a dilution of 1:1000

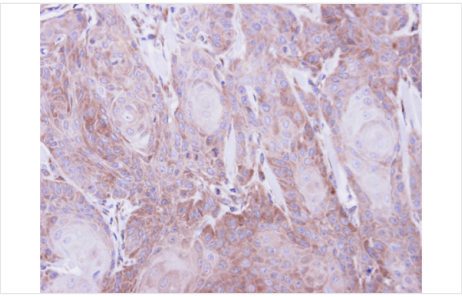

IHC (Immunohiostchemistry)
Immunohistochemical staining of paraffin-embedded Cal27 xenograft using SEC61A1 antibody at a dilution of 1:500

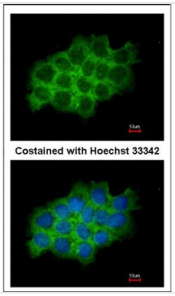

IF (Immunofluorescence)
Immunofluorescence analysis of methanol-fixed A431, using SEC61A1 antibody at 1:200 dilution.

ADDITIONAL INFORMATION

Related Product Information for anti-SEC61A1 antibody	The protein encoded by this gene belongs to the SECY/SEC61- alpha family. It appears to play a crucial role in the insertion of secretory and membrane polypeptides into the endoplasmic reticulum. This protein found to be tightly associated with membrane-bound ribosomes, either directly or through adaptor proteins. This gene encodes an alpha subunit of the heteromeric SEC61 complex, which also contains beta and gamma subunits.
Product Categories/Family for anti-SEC61A1 antibody	Cell Biology

NCBI AND UNIPROT INFORMATION

NCBI GI #	1494128607
Molecular Weight	52 kDa
NCBI Official Full Name	SEC61A1

For Research Use Only. Not for use in diagnostic or therapeutic procedures. Small volumes of product may become entrapped in the seal of the vial during shipment and storage; if necessary, briefly centrifuge the vial on a tabletop centrifuge to dislodge any liquid in the cap.

AAA Biotech | Tel: +1 (619) 604-9440 | Fax: +1 (619) 604-9441 | contact@aaabiotech.com
Online datasheet: https://stage.aaabiotech.com/polyclonal/sec61a1-antibody-western-blot-immunocytochemistry-immunofluorescence-elisa/225331