Rabbit RAC1 Polyclonal Antibody | anti-RAC1 antibody

RAC1 Antibody

CATALOG #	HOST	APPLICATIONS
AAA225095	**Rabbit**	**Western Blot, Immunohistochemistry**

PRODUCT SYNONYMS

RAC1; Polyclonal Antibody; RAC1 Antibody; Affinity Purified Rabbit Polyclonal RAC1 Antibody; Polyclonal RAC1 antibody; Anti-RAC1 antibody; p21-Rac1 antibody; RAC 1 antibody; ras-like protein TC25 antibody; RAC-1 antibody; RAC 1; TC-25 antibody; MGC111543 antibody; ras-related C3 botulinum toxin substrate 1 antibody; cell migration-inducing gene 5 protein antibody; RAC1 antibody; RAC-1; anti-RAC1 antibody

PRODUCT SPECIFICATIONS

Host	Rabbit
Clonality	Polyclonal
Isotype	IgG
Purity/Purification	Antigen-Affinity Chromatography
Form/Format	Supplied as a concentrated soloution containing 0.1M Tris, 0.1M Glycine, 10% Glycerol (pH 7.0). 0.01% Thimerosal was added as a preservative.
Concentration	1 mg/ml (varies by lot)
Sequence Length	192
Applicable Applications for anti-RAC1 antibody	WB (Western Blot), IHC (Immunohistochemistry)
Immunogen	RAC1 antibody was raised in rabbit using a recombinant protein fragment contain a sequence corresponding to a region within amino acids 1 and 196 of RAC1
Cross-Reactivity	Human, Mouse
Preparation and Storage	Store at 4 degree C for short term storage. Aliquot and store at -20 degree C for long term storage. Avoid repeated freeze/thaw cycles.

IMAGES

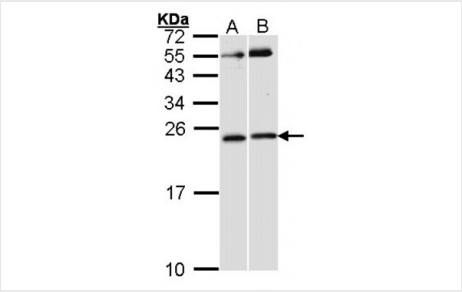

WB (Western Blot)
Western blot analysis of 30 ug of whole cell lysate (A: Hela; B: Raji) using a 12% SDS PAGE gel and RAC1 antibody at a dilution of 1:1000

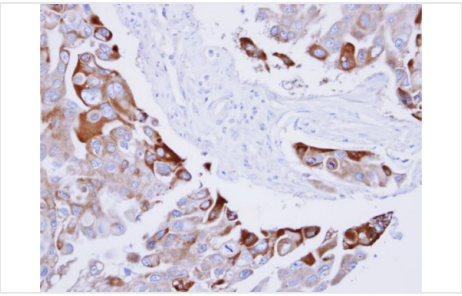

IHC (Immunohiostchemistry)
Immunohistochemical staining of paraffin-embedded H441 xenograft using RAC1 antibody at a dilution of 1:100

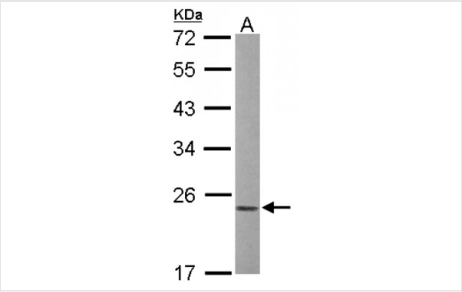

WB (Western Blot)
Western blot analysis of 50 ug of whole cell lysate (A: mouse liver) using a 12% SDS PAGE gel and RAC1 antibody at a dilution of 1:1000

ADDITIONAL INFORMATION

Related Product Information for anti-RAC1 antibody	The protein encoded by this gene is a GTPase which belongs to the RAS superfamily of small GTP-binding proteins. Members of this superfamily appear to regulate a diverse array of cellular events, including the control of cell growth, cytoskeletal reorganization, and the activation of protein kinases.
Product Categories/Family for anti-RAC1 antibody	Proteases; Inhibitors; & Enzymes

NCBI AND UNIPROT INFORMATION

NCBI GI #	1235720132
Molecular Weight	23 kDa
NCBI Official Full Name	RAC1

For Research Use Only. Not for use in diagnostic or therapeutic procedures. Small volumes of product may become entrapped in the seal of the vial during shipment and storage; if necessary, briefly centrifuge the vial on a tabletop centrifuge to dislodge any liquid in the cap.

AAA Biotech | Tel: +1 (619) 604-9440 | Fax: +1 (619) 604-9441 | contact@aaabiotech.com
Online datasheet: https://stage.aaabiotech.com/polyclonal/rac1-antibody-western-blot-immunohistochemistry-elisa/225095