Rabbit GPR120 Polyclonal Antibody | anti-GPR120 antibody

GPR120 Antibody

CATALOG #	HOST	APPLICATIONS
AAA225089	**Rabbit**	**Western Blot, Immunohistochemistry**

PRODUCT SYNONYMS

GPR120; Polyclonal Antibody; GPR120 Antibody; Affinity Purified Rabbit Polyclonal GPR120 Antibody; Polyclonal GPR120 antibody; Anti-GPR120 antibody; MGC119984 antibody; GPR 120; G-protein coupled receptor 120 antibody; G-protein coupled receptor GT01 antibody; G protein-coupled receptor 129 antibody; G-protein coupled receptor 129 antibody; G protein-coupled receptor 120 antibody; omega-3 fatty acid receptor 1 antibody; G-protein coupled receptor PGR4 antibody; GPR 120 antibody; GPR129 antibody; GPR120 antibody; GT01 antibody; O3FAR1 antibody; PGR4 antibody; G-protein-coupled receptor GT01 antibody; GPR-120 antibody; G protein-coupled receptor PGR4 antibody; GPR-120; DKFZp686F0824 antibody; anti-GPR120 antibody

PRODUCT SPECIFICATIONS

Host	Rabbit
Clonality	Polyclonal
Isotype	IgG
Purity/Purification	Antigen-Affinity Chromatography
Form/Format	Supplied as a concentrated soloution containing 1X PBS, 50% Glycerol (pH 7.0). 0.01% Thimerosal was added as a preservative.
Concentration	1 mg/ml (varies by lot)
Sequence Length	361
Applicable Applications for anti-GPR120 antibody	WB (Western Blot), IHC (Immunohistochemistry)
Immunogen	GPR120 antibody was raised in rabbit using a synthetic peptide corresponding to a region within amino acids 1 and 71 of GPR120
Cross-Reactivity	Human
Preparation and Storage	Store at 4 degree C for short term storage. Aliquot and store at -20 degree C for long term storage. Avoid repeated freeze/thaw cycles.

IMAGES

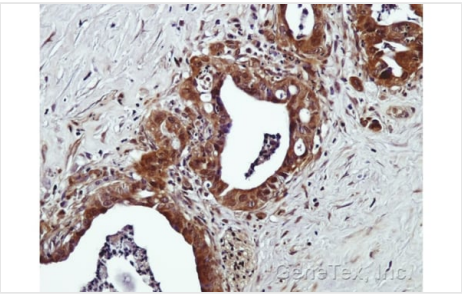

IHC (Immunohistochemisry)
Immunohistochemical staining of paraffin-embedded Human prostate adenocarcinoma using GPR120 antibody at a dilution of 1:500



WB (Western Blot)
Western blot analysis of 30 ug of whole cell lysate (A: Hela) using a 10% SDS PAGE gel and GPR120 antibody at a dilution of 1:2000

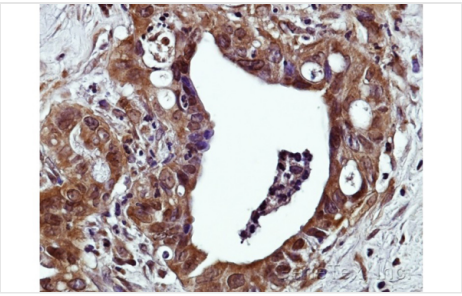

IHC (Immunohistochemistry)
Immunohistochemical staining of paraffin-embedded Human prostate adenocarcinoma using GPR120 antibody at a dilution of 1:500

ADDITIONAL INFORMATION

Related Product Information for anti-GPR120 antibody	GPR120 is a member of the rhodopsin family of G protein-coupled receptors
Product Categories/Family for anti-GPR120 antibody	Signal Transduction

NCBI AND UNIPROT INFORMATION

NCBI GI #	72533526
NCBI GeneID	338557
Molecular Weight	42 kDa
NCBI Official Full Name	GPR120 protein
NCBI Official Synonym Full Names	free fatty acid receptor 4
NCBI Official Symbol	FFAR4
NCBI Official Synonym Symbols	GT01; PGR4; BMIQ10; GPR120; GPR129; O3FAR1
NCBI Protein Information	free fatty acid receptor 4

For Research Use Only. Not for use in diagnostic or therapeutic procedures. Small volumes of product may become entrapped in the seal of the vial during shipment and storage; if necessary, briefly centrifuge the vial on a tabletop centrifuge to dislodge any liquid in the cap.

AAA Biotech | Tel: +1 (619) 604-9440 | Fax: +1 (619) 604-9441 | contact@aaabiotech.com
Online datasheet: https://stage.aaabiotech.com/polyclonal/gpr120-antibody-western-blot-immunohistochemistry-elisa/225089