Rabbit anti-Human, Mouse NFKBID Polyclonal Antibody | anti-NFKBID antibody

NFKBID Polyclonal Antibody

CATALOG #	HOST	REACTIVITY	APPLICATIONS
AAA22008	**Rabbit**	**Human, Mouse**	**ELISA, Western Blot, Immunohistochemistry**

PRODUCT SYNONYMS

NFKBID; Polyclonal Antibody; NFKBID Polyclonal Antibody; TA-NFKBH; IkappaBNS; anti-NFKBID antibody

PRODUCT SPECIFICATIONS

Host	Rabbit
Reactivity	Human, Mouse
Clonality	Polyclonal
Isotype	IgG
Purity/Purification	Affinity purification
Form/Format	PBS with 0.05% sodium azide and 50% glycerol, PH7.4
Sequence Length	150
Applicable Applications for anti-NFKBID antibody	ELISA, WB (Western Blot), IHC (Immunohistochemistry)
Application Notes	WB: 1:200-1:1000 IHC 1:25-1:100
Immunogen	Recombinant protein of human NFKBID
Note	Centrifuge before opening to ensure complete recovery of vial contents.
Preparation and Storage	Store at -20°C. Avoid freeze / thaw cycles.

IMAGES

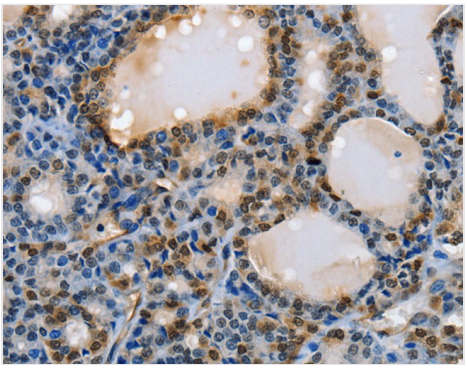

IHC (Immunohistochemistry)
Immunohistochemistry of paraffin-embedded Human thyroid cancer using NFKBID Polyclonal Antibody at dilution of 1:40

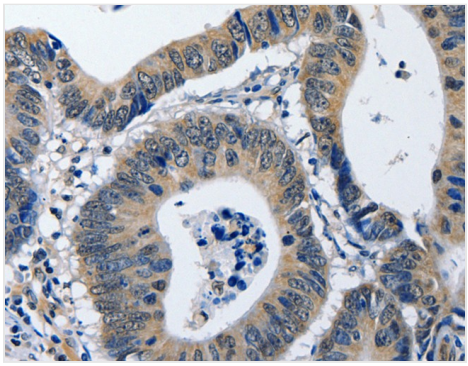

IHC (Immunohistochemistry)
Immunohistochemistry of paraffin-embedded Human colon cancer using NFKBID Polyclonal Antibody at dilution of 1:40

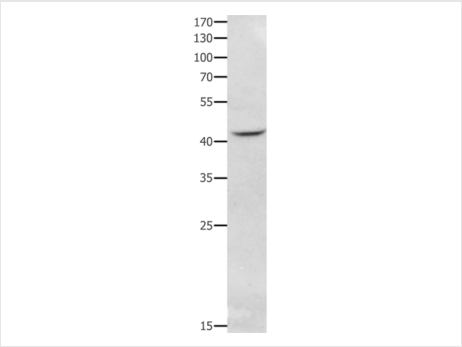

WB (Western Blot)
Western Blot analysis of RAW264.7 cell using NFKBID Polyclonal Antibody at dilution of 1:650

ADDITIONAL INFORMATION

Related Product Information for anti-NFKBID antibody	May regulate the expression of IL-2, IL-6, and other cytokines through regulation on NF-kappa-B activity. Functions in the regulation of inflammatory responses. May also regulate TCR-induced negative selection of thymocytes.I?BNS, the nuclear I?B-like protein encoded by Nfkbid, is required for the development of marginal zone and peritoneal B-1 B cells and additionally required for extrafollicular antibody responses to T-independent and -dependent immunogens.I?BNS has been identified as a member of the I?B family of NF-?B inhibitors, which undergoes induction upon TCR signaling. I?BNS mediates both positive and negative gene regulation, depending on individual cell type and/or cytokine.

NCBI AND UNIPROT INFORMATION

NCBI GI #	13623339
NCBI GeneID	84807
UniProt Accession #	BC006273; Q8NI39; Q9BRG9; Q8NI38
Molecular Weight	33kDa
NCBI Official Full Name	NFKBID protein
NCBI Official Synonym Full Names	nuclear factor of kappa light polypeptide gene enhancer in B-cells inhibitor, delta
NCBI Official Symbol	NFKBID
NCBI Official Synonym Symbols	TA-NFKBH; IkappaBNS
NCBI Protein Information	NF-kappa-B inhibitor delta; I-kappa-B-delta; T-cell activation NFKB-like protein; ikB-delta; ikappaBdelta
UniProt Protein Name	NF-kappa-B inhibitor delta
UniProt Gene Name	**NFKBID**
UniProt Synonym Gene Names	IKBNS; IkB-delta; IkappaBdelta
UniProt Entry Name	IKBD_HUMAN

For Research Use Only. Not for use in diagnostic or therapeutic procedures. Small volumes of product may become entrapped in the seal of the vial during shipment and storage; if necessary, briefly centrifuge the vial on a tabletop centrifuge to dislodge any liquid in the cap.

AAA Biotech | Tel: +1 (619) 604-9440 | Fax: +1 (619) 604-9441 | contact@aaabiotech.com
Online datasheet: https://stage.aaabiotech.com/polyclonal/nfkbid-antibody-western-blot-immunohistochemistry-elisa/22008