Mouse anti-Human CD10 Monoclonal Antibody | anti-CD10 antibody

CD10 (Membrane Metalloendopeptidase)

CATALOG #	HOST	REACTIVITY	APPLICATIONS
AAA215087	**Mouse**	**Human**	**Immunohistochemistry, ELISA**

PRODUCT SYNONYMS

CD10; Monoclonal Antibody; CD10 (Membrane Metalloendopeptidase); Atriopeptidase; Common acute lymphocytic leukemia antigen (CALLA); Enkephalinase (EPN); gp100; Membrane metalloendopeptidase (MME); Neprilysin; Neutral endopeptidase (NEP); Skin fibroblast elastase (SFE); anti-CD10 antibody

PRODUCT SPECIFICATIONS

Host	Mouse
Reactivity	Human
Clonality	Monoclonal
Isotype	IgG1, kappa
Clone Number	MME/2580
Specificity	Recognizes a 100kDa glycoprotein, identified as CD10, also known as Common Acute Lymphocytic Leukemia Antigen (CALLA). It is a cell surface enzyme with neutral metalloendopeptidase activity, which inactivates a variety of biologically active peptides. CD10 is expressed on the cells of lymphoblastic, Burkitt's, and follicular germinal center lymphomas, and on cells from patients with chronic myelocytic leukemia (CML). It is also expressed on the surface of normal early lymphoid progenitor cells, immature B cells within adult bone marrow and germinal center B cells within lymphoid tissue. CD10 is also present on breast myoepithelial cells, bile canaliculi, fibroblasts, with especially high expression on the brush border of kidney and gut epithelial cells.
Purity/Purification	Purified Ab with BSA and Azide at 200ug/ml OR Purified Ab WITHOUT BSA and Azide at 1.0mg/ml
Form/Format	200ug/ml of Ab Purified from Bioreactor Concentrate by Protein A/G. Prepared in 10mM PBS with 0.05% BSA & 0.05% azide. Also available WITHOUT BSA & azide at 1.0mg/ml.
Sequence Length	750
Applicable Applications for anti-CD10 antibody	IHC (Immunohistochemistry), ELISA
Positive Control	Tonsil, small intestine or kidney (IHC).
Immunogen	Recombinant human CD10 protein fragment (aa 583-740) (exact sequence is proprietary)
Cellular Localization	Cell Surface and Cytoplasmic
Hu-chromosome Location	3q25.2
Preparation and Storage	Antibody with azide: store at 2 to 8 degree C. Antibody without azide: store at -20 to -80 degree C. Antibody is stable for 24 months. Non-hazardous. No MSDS required.

IMAGES

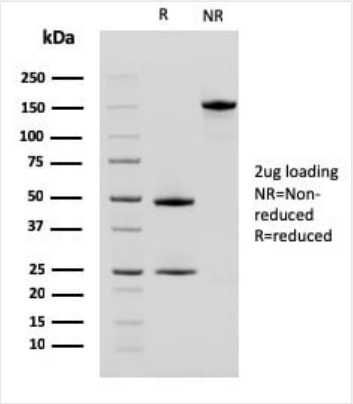

SDS-PAGE
SDS-PAGE Analysis Purified CD10 Mouse Monoclonal Antibody (MME/2580). Confirmation of Purity and Integrity of Antibody.

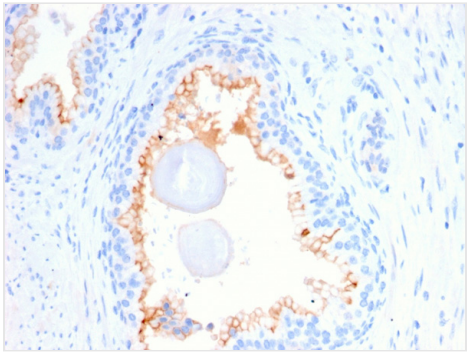

IHC (Immunohiostchemistry)
Formalin-fixed, paraffin-embedded human Prostate Carcinoma stained with CD10 Mouse Monoclonal Antibody (MME/2580).

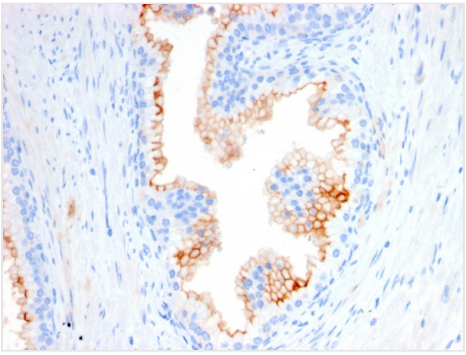

IHC (Immunohistochemistry)
Formalin-fixed, paraffin-embedded human Prostate Carcinoma stained with CD10 Mouse Monoclonal Antibody (MME/2580).

ADDITIONAL INFORMATION

References	Suzuko M., et al. Mod Pathol 2002;15(4):397-405.

NCBI AND UNIPROT INFORMATION

NCBI GI #	116256329
NCBI GeneID	4311
NCBI Accession #	NP_000893.2
NCBI GenBank Nucleotide #	NP_000893.2
UniProt Accession #	P08473
Molecular Weight	100kDa
NCBI Official Full Name	neprilysin isoform a
NCBI Official Synonym Full Names	membrane metalloendopeptidase
NCBI Official Symbol	MME
NCBI Official Synonym Symbols	NEP; SFE; CD10; CALLA; CMT2T; SCA43
NCBI Protein Information	neprilysin
UniProt Protein Name	Neprilysin

UniProt Gene Name	**MME**
UniProt Synonym Gene Names	EPN; CALLA; NEP; Neutral endopeptidase; SFE
UniProt Entry Name	NEP_HUMAN

For Research Use Only. Not for use in diagnostic or therapeutic procedures. Small volumes of product may become entrapped in the seal of the vial during shipment and storage; if necessary, briefly centrifuge the vial on a tabletop centrifuge to dislodge any liquid in the cap.

AAA Biotech | Tel: +1 (619) 604-9440 | Fax: +1 (619) 604-9441 | contact@aaabiotech.com
Online datasheet: https://stage.aaabiotech.com/monoclonal/cd10-antibody-clone-mme-2580-immunohistochemistry-elisa/215087