Rabbit anti-Human, Mouse KPNA4 Polyclonal Antibody | anti-KPNA4 antibody

Rabbit anti-KPNA4 IHC Antibody, Affinity Purified

CATALOG #	HOST	REACTIVITY	APPLICATIONS
AAA213953	**Rabbit**	**Human, Mouse**	**Immunohistochemistry, Immunohistochemistry**

PRODUCT SYNONYMS

KPNA4; Polyclonal Antibody; Rabbit anti-KPNA4 IHC Antibody; Affinity Purified; importin alpha Q1; Karyopherin subunit alpha-4; SRP3; QIP1; IPOA3; importin subunit alpha-4; importin subunit alpha-3; karyopherin alpha 4 (importin alpha 3); Importin subunit alpha-3; karyopherin subunit alpha 4; anti-KPNA4 antibody

PRODUCT SPECIFICATIONS

Host	Rabbit
Reactivity	Human, Mouse
Clonality	Polyclonal
Purity/Purification	Antigen Affinity Purified
Form/Format	Liquid. Whole IgG. Tris-buffered Saline containing 0.1% BSA and 0.09% Sodium Azide
Concentration	250ug/ml (varies by lot)
Applicable Applications for anti-KPNA4 antibody	IHC (Immunohistochemistry), IHC (Immunohistochemistry)
Predicted Reactivity	Bovine, Dog, Horse, Rabbit, Panda, Orangutan, Monkey, Gorilla, Chimpanzee, Thirteen-lined ground squirrel, White-tufted-ear marmoset, African elephant, Tasmanian devil, Naked mole rat, Chinese hamster, Gray short-tailed opossum, Little brown bat, Northern white-cheeked gibbon, Small-eared galago
Immunogen	Between 471 and C-terminus
Conjugation	Unconjugated
Preparation and Storage	Store at 2-8 degree C Shelf Life: 1 year from date of receipt

IMAGES

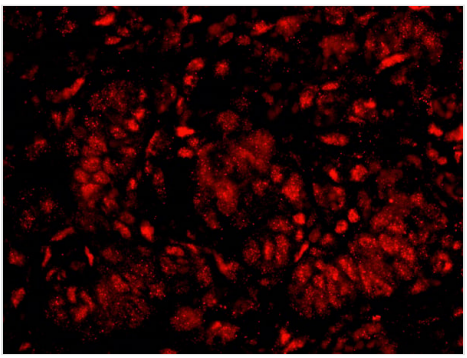

IHC (Immunohistochemistry)
Detection of human KPNA4 by IHC-IF. Sample: FFPE section of human ovarian tumor. Antibody: Affinity purified rabbit anti-KPNA4 (Cat. No. AAA213953) used at a dilution of 1:100. Detection: Red-fluorescent goat anti-rabbit IgG highly cross-adsorbed Antibody used at a dilution of 1:100.

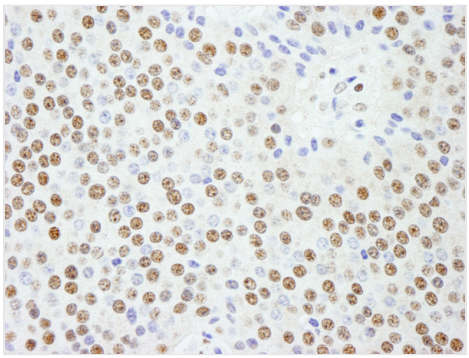

IHC (Immunohistochemisry)
Detection of human KPNA4 by immunohistochemistry. Sample: FFPE section of human pancreatic islet cell tumor. Antibody: Affinity purified rabbit anti-KPNA4 (Cat. No. AAA213953) used at a dilution of 1:250. Detection: DAB

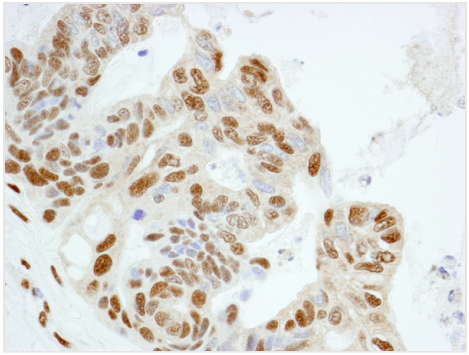

IHC (Immunohiostchemistry)
Detection of human KPNA4 by immunohistochemistry. Sample: FFPE section of human ovarian tumor. Antibody: Affinity purified rabbit anti-KPNA4 (Cat. No. AAA213953) used at a dilution of 1:250. Detection: DAB

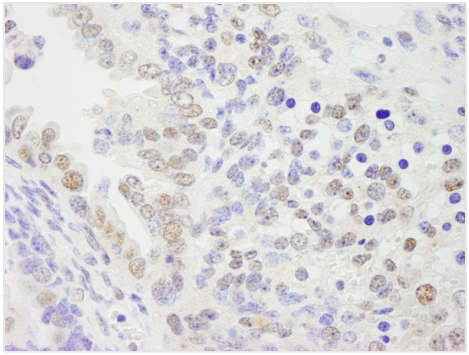

IHC (Immunohistochemistry)
Detection of mouse KPNA4 by immunohistochemistry. Sample: FFPE section of mouse teratoma. Antibody: Affinity purified rabbit anti-KPNA4 (Cat. No. AAA213953) used at a dilution of 1:250. Detection: DAB

ADDITIONAL INFORMATION

Related Product Information for anti-KPNA4 antibody	KPNA4 (karyopherin alpha 4), also known as importin alpha 3, is a member of the importin alpha family of proteins which includes KPNA1 (importin alpha 5), KPNA2 (importin alpha 1), KPNA3 (importin alpha 4), KPNA4 (importin alpha 3), KPNA5 (importin alpha 6), and KPNA6 (importin alpha 7). The importin alpha family of proteins plays a role in the import of proteins from the cytoplasm to the nucleus. The import of proteins from the cytoplasm to the nucleus involves docking the protein to receptors associated with the nuclear pore complex (NPC) followed by translocation through the nuclear pore. Importin alpha proteins bind the nuclear localization signal (NLS) of cargo proteins and function as adaptor proteins for the nuclear pore receptor KPNB1 (importin beta 1). KPNB1 is responsible for docking the importin-cargo complex to the cytoplasmic side of the NPC for its translocation through the NPC. KPNA3 (Importin alpha 4) and KPNA4 (importin alpha 3) have been reported to mediate the nuclear import of TNF-alpha induced nuclear import of NF-kappaB p50/p65 heterodimers. RNA interference experiments have shown that KPNA4 is important for HeLa cell proliferation and the nuclear import of the Ran guanine nucleotide exchange factor, RCC1.
Product Categories/Family for anti-KPNA4 antibody	Primary Antibodies

NCBI AND UNIPROT INFORMATION

NCBI GI #	339275982
NCBI GeneID	3840
NCBI Accession #	NP_002259.1
NCBI GenBank Nucleotide #	NM_002268
UniProt Accession #	O00629; O00190; A8K4S6; D3DNM2
Molecular Weight	57,887 Da
NCBI Official Full Name	Homo sapiens karyopherin alpha 4 (importin alpha 3) (KPNA4), mRNA
NCBI Official Synonym Full Names	karyopherin alpha 4 (importin alpha 3)
NCBI Official Symbol	KPNA4
NCBI Official Synonym Symbols	QIP1; SRP3; IPOA3
NCBI Protein Information	importin subunit alpha-3; importin alpha Q1; importin subunit alpha-4; karyopherin subunit alpha-4
UniProt Protein Name	Importin subunit alpha-3
UniProt Gene Name	**KPNA4**
UniProt Synonym Gene Names	QIP1; Qip1
UniProt Entry Name	IMA3_HUMAN

For Research Use Only. Not for use in diagnostic or therapeutic procedures. Small volumes of product may become entrapped in the seal of the vial during shipment and storage; if necessary, briefly centrifuge the vial on a tabletop centrifuge to dislodge any liquid in the cap.

AAA Biotech | Tel: +1 (619) 604-9440 | Fax: +1 (619) 604-9441 | contact@aaabiotech.com
Online datasheet: https://stage.aaabiotech.com/polyclonal/kpna4-antibody-immunohistochemistry-immunohistochemistry-elisa/213953