Rabbit anti-Human, Mouse TCEB2 Polyclonal Antibody | anti-TCEB2 antibody

Rabbit anti-TCEB2 Antibody, Affinity Purified

CATALOG #	HOST	REACTIVITY	APPLICATIONS
AAA212445	**Rabbit**	**Human, Mouse**	**Immunohistochemistry, Immunoprecipitation, Western Blot**

PRODUCT SYNONYMS

TCEB2; Polyclonal Antibody; Rabbit anti-TCEB2 Antibody; Affinity Purified; elongin 18 kDa subunit; SIII; transcription elongation factor B polypeptide 2; transcription elongation factor B (SIII); polypeptide 2 (18kDa; elongin B); transcription elongation factor B subunit 2; SIII p18; RNA polymerase II transcription factor SIII subunit B; RNA polymerase II transcription factor SIII p18 subunit; epididymis secretory sperm binding protein; elongin; 18-kD subunit; EloB; elongin-B; Transcription elongation factor B polypeptide 2; elongin B; anti-TCEB2 antibody

PRODUCT SPECIFICATIONS

Host	Rabbit
Reactivity	Human, Mouse
Clonality	Polyclonal
Purity/Purification	Antigen Affinity Purified
Form/Format	Liquid. Whole IgG. Tris-citrate/phosphate buffer, pH 7 to 8 containing 0.09% Sodium Azide
Concentration	1000ug/ml (varies by lot)
Applicable Applications for anti-TCEB2 antibody	IHC (Immunohistochemistry), IP (Immunoprecipitation), WB (Western Blot)
Immunogen	Between 68 and C-terminus
Conjugation	Unconjugated
Preparation and Storage	Store at 2-8 degree C Shelf Life: 1 year from date of receipt

IMAGES

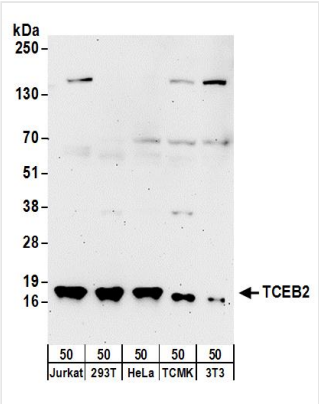

WB (Western Blot)
Detection of human and mouse TCEB2 by western blot. Samples: Whole cell lysate (50 ug) from Jurkat, HEK293T, HeLa, mouse TCMK-1, and mouse NIH 3T3 cells. Antibodies: Affinity purified rabbit anti-TCEB2 antibody AAA212445 (lot AAA212445-1) used for WB at 1 ug/ml. Detection: Chemiluminescence with an exposure time of 3 minutes.

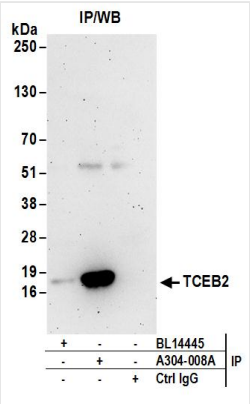

IP (Immunoprecipitation)
Detection of human TCEB2 by western blot of immunoprecipitates. Samples: Whole cell lysate (1 mg for IP; 20% of IP loaded) from Jurkat cells. Antibodies: Affinity purified rabbit anti-TCEB2 antibody AAA212445 (lot AAA212445-1) used for IP at 6 ug/mg lysate. TCEB2 was inefficiently immunoprecipitated by rabbit anti-TCEB2 antibody BL14445. For blotting immunoprecipitated TCEB2, AAA212445 was used at 1 ug/ml. Detection: Chemiluminescence with an exposure time of 3 minutes.

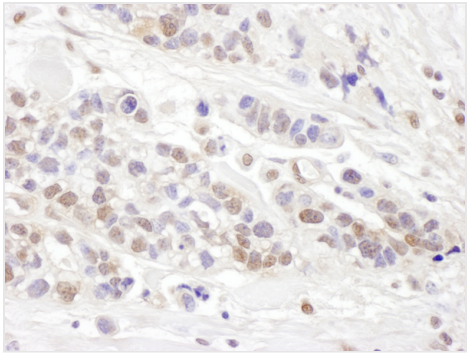

IHC (Immunohiostchemistry)
Detection of human TCEB2 by immunohistochemistry. Sample: FFPE section of human breast carcinoma. Antibody: Affinity purified rabbit anti-TCEB2 (Cat. No. AAA212445 Lot1) used at a dilution of 1:5,000 (0.2ug/ml). Detection: DAB

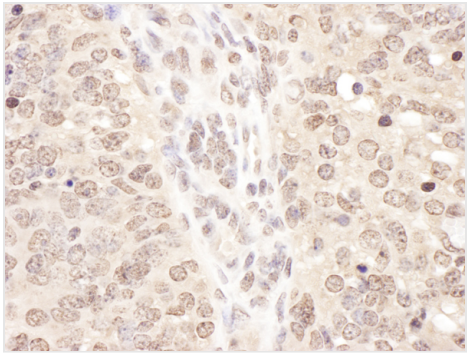

IHC (Immunohistochemistry)
Detection of mouse TCEB2 by immunohistochemistry. Sample: FFPE section of mouse teratoma. Antibody: Affinity purified rabbit anti-TCEB2 (Cat. No. AAA212445 Lot1) used at a dilution of 1:1,000 (1ug/ml). Detection: DAB

ADDITIONAL INFORMATION

Related Product Information for anti-TCEB2 antibody	TCEB2, also known as Elongin B, is a subunit of the transcription factor B (SIII) complex. The SIII complex is composed of elongins A/A2, B and C. It activates elongation by RNA polymerase II by suppressing transient pausing of the polymerase at many sites within transcription units. Elongin A functions as the transcriptionally active component of the SIII complex, whereas elongins B and C are regulatory subunits. Elongin A2 is specifically expressed in the testis, and capable of forming a stable complex with elongins B and C. The von Hippel-Lindau tumor suppressor protein binds to elongins B and C, and thereby inhibits transcription elongation [taken from NCBI Entrez Gene (Gene ID: 6923)].
Product Categories/Family for anti-TCEB2 antibody	Primary Antibodies

NCBI AND UNIPROT INFORMATION

NCBI GI #	6005890
NCBI GeneID	6923
NCBI Accession #	NP_009039.1
NCBI GenBank Nucleotide #	NM_007108.3
UniProt Accession #	Q15370; B7WPD3
Molecular Weight	17,911 Da
NCBI Official Full Name	transcription elongation factor B polypeptide 2 isoform a
NCBI Official Synonym Full Names	transcription elongation factor B (SIII), polypeptide 2 (18kDa, elongin B)
NCBI Official Symbol	TCEB2
NCBI Official Synonym Symbols	ELOB; SIII
NCBI Protein Information	transcription elongation factor B polypeptide 2; RNA polymerase II transcription factor SIII p18 subunit; RNA polymerase II transcription factor SIII subunit B; elongin 18 kDa subunit; elongin, 18-kD subunit; elongin-B
UniProt Protein Name	Elongin-B
UniProt Gene Name	**ELOB**
UniProt Synonym Gene Names	EloB

For Research Use Only. Not for use in diagnostic or therapeutic procedures. Small volumes of product may become entrapped in the seal of the vial during shipment and storage; if necessary, briefly centrifuge the vial on a tabletop centrifuge to dislodge any liquid in the cap.

AAA Biotech | Tel: +1 (619) 604-9440 | Fax: +1 (619) 604-9441 | contact@aaabiotech.com
Online datasheet: https://stage.aaabiotech.com/polyclonal/tceb2-antibody-immunohistochemistry-immunoprecipitation-western-blot-elisa/212445