Rabbit anti-Human, Mouse Exportin-5 Polyclonal Antibody | anti-XPO5 antibody

Rabbit anti-Exportin-5 Antibody, Affinity Purified

CATALOG #	HOST	REACTIVITY	APPLICATIONS
AAA212432	**Rabbit**	**Human, Mouse**	**Immunohistochemistry, Immunoprecipitation, Western Blot**

PRODUCT SYNONYMS

Exportin-5; Polyclonal Antibody; Rabbit anti-Exportin-5 Antibody; Affinity Purified; ran-binding protein 21; exp5; exportin-5; exportin 5; anti-XPO5 antibody

PRODUCT SPECIFICATIONS

Host	Rabbit
Reactivity	Human, Mouse
Clonality	Polyclonal
Purity/Purification	Antigen Affinity Purified
Form/Format	Liquid. Whole IgG. Tris-citrate/phosphate buffer, pH 7 to 8 containing 0.09% Sodium Azide
Concentration	1000ug/ml (varies by lot)
Applicable Applications for anti-XPO5 antibody	IHC (Immunohistochemistry), IP (Immunoprecipitation), WB (Western Blot)
Immunogen	Between 1154 and C-terminus
Conjugation	Unconjugated
Preparation and Storage	Store at 2-8 degree C Shelf Life: 1 year from date of receipt

IMAGES

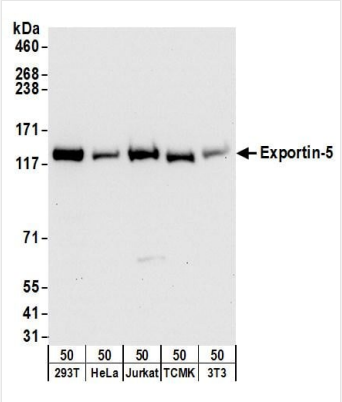

WB (Western Blot)
Detection of human and mouse Exportin-5 by western blot. Samples: Whole cell lysate (50 ug) from HEK293T, HeLa, Jurkat, mouse TCMK-1, and mouse NIH 3T3 cells. Antibodies: Affinity purified rabbit anti-Exportin-5 antibody AAA212432 (lot AAA212432-1) used for WB at 0.1 ug/ml. Detection: Chemiluminescence with an exposure time of 10 seconds.

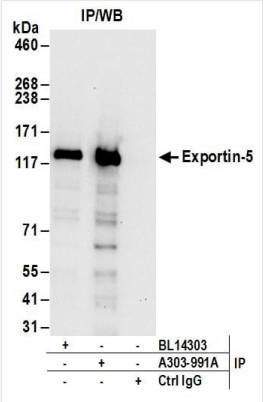

IP (Immunoprecipitation)
Detection of human Exportin-5 by western blot of immunoprecipitates. Samples: Whole cell lysate (1 mg for IP; 20% of IP loaded) from HEK293T cells. Antibodies: Affinity purified rabbit anti-Exportin-5 antibody AAA212432 (lot AAA212432-1) used for IP at 6 ug/mg lysate. Exportin-5 was also immunoprecipitated by rabbit anti-Exportin-5 antibody BL14303. For blotting immunoprecipitated Exportin-5, AAA212432 was used at 1 ug/ml. Detection: Chemiluminescence with an exposure time of 30 seconds.

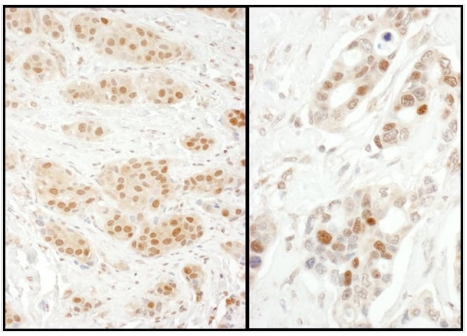

IHC (Immunohistochemistry)
Detection of human Exportin-5 by immunohistochemistry. Samples: FFPE sections of human breast carcinoma (left) and ovarian carcinoma (right). Antibody: Affinity purified rabbit anti-Exportin-5 (Cat. No. AAA212432 Lot1) used at a dilution of 1:1,000 (1ug/ml). Detection: DAB

ADDITIONAL INFORMATION

Related Product Information for anti-XPO5 antibody	Exportin-5 mediates the nuclear export of proteins bearing a double-stranded RNA binding domain (dsRBD) and double-stranded RNAs (cargos). Exportin-5 in the nucleus binds cooperatively to the RNA and to the GTPase Ran in its active GTP-bound form. Proteins containing dsRBDs can associate with this trimeric complex through the RNA. Docking of this complex to the nuclear pore complex (NPC) is mediated through binding to nucleoporins. Upon transit of a nuclear export complex into the cytoplasm, hydrolysis of Ran-GTP to Ran-GDP (induced by RANBP1 and RANGAP1, respectively) cause disassembly of the complex and release of the cargo from the export receptor. Exportin-5 then returns to the nuclear compartment by diffusion through the nuclear pore complex, to mediate another round of transport [taken from the Universal Protein Resource (UniProt) www.uniprot.org/uniprot/Q9HAV4].
Product Categories/Family for anti-XPO5 antibody	Primary Antibodies

NCBI AND UNIPROT INFORMATION

NCBI GI #	22748937
NCBI GeneID	57510
NCBI Accession #	NP_065801.1
NCBI GenBank Nucleotide #	NM_020750.2
UniProt Accession #	Q9HAV4; Q5JTE6; Q96G48; Q96HN3; Q9BWM6; Q9BZV5; Q9H9M4; Q9NT89; Q9NW39; Q9ULC9
Molecular Weight	136,311 Da
NCBI Official Full Name	exportin-5
NCBI Official Synonym Full Names	exportin 5
NCBI Official Symbol	XPO5
NCBI Official Synonym Symbols	exp5
NCBI Protein Information	exportin-5
UniProt Protein Name	Exportin-5
UniProt Gene Name	**XPO5**
UniProt Synonym Gene Names	KIAA1291; RANBP21; Exp5

For Research Use Only. Not for use in diagnostic or therapeutic procedures. Small volumes of product may become entrapped in the seal of the vial during shipment and storage; if necessary, briefly centrifuge the vial on a tabletop centrifuge to dislodge any liquid in the cap.

AAA Biotech | Tel: +1 (619) 604-9440 | Fax: +1 (619) 604-9441 | contact@aaabiotech.com
Online datasheet: https://stage.aaabiotech.com/polyclonal/exportin-5-antibody-immunohistochemistry-immunoprecipitation-western-blot-elisa/212432