Rabbit anti-Human, Mouse RecQ1 Polyclonal Antibody | anti-RecQ1 antibody

Rabbit anti-RecQ1 Antibody, Affinity Purified

CATALOG #	HOST	REACTIVITY	APPLICATIONS
AAA210955	**Rabbit**	**Human, Mouse**	**Immunohistochemistry, Western Blot**

PRODUCT SYNONYMS

RecQ1; Polyclonal Antibody; Rabbit anti-RecQ1 Antibody; Affinity Purified; DNA helicase; RecQ-like type 1; DNA-dependent ATPase Q1; RecQ helicase-like; RecQ protein-like (DNA helicase Q1-like); recQ protein-like 1; RECQL1; ATP-dependent DNA helicase Q1; RecQ like helicase; anti-RecQ1 antibody

PRODUCT SPECIFICATIONS

Host	Rabbit
Reactivity	Human, Mouse
Clonality	Polyclonal
Purity/Purification	Antigen Affinity Purified
Form/Format	Liquid. Whole IgG. Tris-buffered Saline containing 0.1% BSA and 0.09% Sodium Azide
Concentration	200ug/ml (varies by lot)
Applicable Applications for anti-RecQ1 antibody	IHC (Immunohistochemistry), WB (Western Blot)
Predicted Reactivity	Orangutan
Immunogen	Between 1 and 50
Conjugation	Unconjugated
Preparation and Storage	Store at 2-8 degree C Shelf Life: 1 year from date of receipt

IMAGES

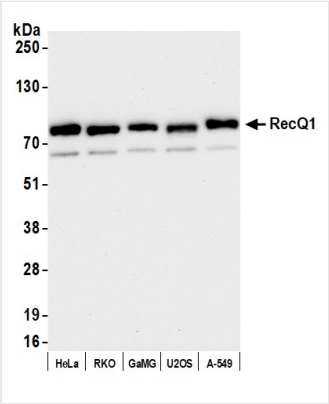

WB (Western Blot)
Detection of human RecQ1 by western blot. Samples: Whole cell lysate (10 ug) from HeLa, RKO, GaMG, U2OS, and A-549 cells prepared using NETN lysis buffer. Antibody: Affinity purified rabbit anti-RecQ1 antibody (AAA210955 lot 2) used for WB at 0.1 ug/ml. Detection: Chemiluminescence with an exposure time of 75 seconds.

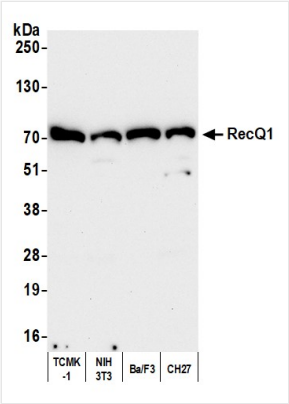

WB (Western Blot)
Detection of mouse RecQ1 by western blot. Samples: Whole cell lysate (50 ug) from TCMK-1, NIH 3T3, Ba/F3, and CH27 cells prepared using NETN lysis buffer. Antibody: Affinity purified rabbit anti-RecQ1 antibody (AAA210955 lot 2) used for WB at 0.1 ug/ml. Detection: Chemiluminescence with an exposure time of 75 seconds.

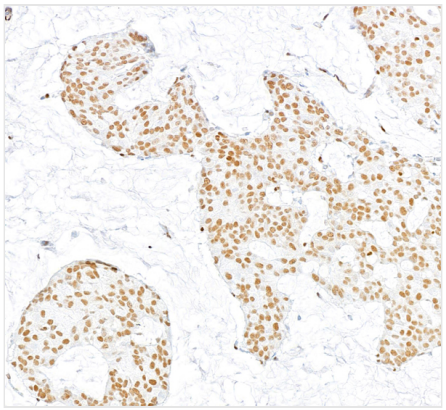

IHC (Immunohistochemistry)
Detection of human RecQ1 by immunohistochemistry. Sample: FFPE section of human breast carcinoma. Antibody: Affinity purified rabbit anti-RecQ1 (AAA210955 lot 2) used at a dilution of 1:200 (1ug/ml). Detection: DAB

ADDITIONAL INFORMATION

Related Product Information for anti-RecQ1 antibody	RecQ1 is a member of the RecQ family of DNA helicases that functions in DNA repair, recombination, and replication and is important to the maintenance of genomic stability.
Product Categories/Family for anti-RecQ1 antibody	Primary Antibodies

NCBI AND UNIPROT INFORMATION

NCBI GI #	14591904
NCBI GeneID	5965
NCBI Accession #	NP_002898.2
NCBI GenBank Nucleotide #	NM_002907.3
UniProt Accession #	P46063; A8K6G2
Molecular Weight	73,457 Da
NCBI Official Full Name	ATP-dependent DNA helicase Q1
NCBI Official Synonym Full Names	RecQ helicase-like
NCBI Official Symbol	RECQL
NCBI Official Synonym Symbols	RecQ1; RECQL1
NCBI Protein Information	ATP-dependent DNA helicase Q1
UniProt Protein Name	ATP-dependent DNA helicase Q1
UniProt Gene Name	**RECQL**
UniProt Synonym Gene Names	RECQ1; RECQL1; RecQ1
UniProt Entry Name	RECQ1_HUMAN

For Research Use Only. Not for use in diagnostic or therapeutic procedures. Small volumes of product may become entrapped in the seal of the vial during shipment and storage; if necessary, briefly centrifuge the vial on a tabletop centrifuge to dislodge any liquid in the cap.

AAA Biotech | Tel: +1 (619) 604-9440 | Fax: +1 (619) 604-9441 | contact@aaabiotech.com
Online datasheet: https://stage.aaabiotech.com/polyclonal/recq1-antibody-immunohistochemistry-western-blot-elisa/210955