Rabbit TARDBP Polyclonal Antibody | anti-TARDBP antibody

TARDBP antibody - N-terminal region

CATALOG #	HOST	REACTIVITY	APPLICATIONS
AAA198034	**Rabbit**	**Cow, Dog, Guinea Pig, Horse, Human, Mouse, Rabbit, Rat, Zebrafish**	**Immunohistochemistry, Western Blot**

PRODUCT SYNONYMS

TARDBP; Polyclonal Antibody; TARDBP antibody - N-terminal region; anti-TARDBP antibody

PRODUCT SPECIFICATIONS

Host	Rabbit
Reactivity	Cow, Dog, Guinea Pig, Horse, Human, Mouse, Rabbit, Rat, Zebrafish
Clonality	Polyclonal
Purity/Purification	Affinity Purified
Form/Format	Liquid. Purified antibody supplied in 1x PBS buffer with 0.09% (w/v) sodium azide and 2% sucrose.
Sequence	Syntheticp eptideloca tedwithint hefollowin gregion:VY VVNYPKDNKR KMDETDASSA VKVKRAVQKT SDLIVLGLPW KTTEQDLK
Sequence Length	414
Applicable Applications for anti-TARDBP antibody	IHC (Immunohistochemistry), WB (Western Blot)
Homology	Cow: 100%; Dog: 100%; Guinea Pig: 100%; Horse: 100%; Human: 100%; Mouse: 100%; Rabbit: 100%; Rat: 100%; Zebrafish: 77%
Immunogen	The immunogen is a synthetic peptide directed towards the N terminal region of human TARDBP
Preparation and Storage	For short term use, store at 2-8 degree C up to 1 week. For long term storage, store at -20 degree C in small aliquots to prevent freeze-thaw cycles.

IMAGES

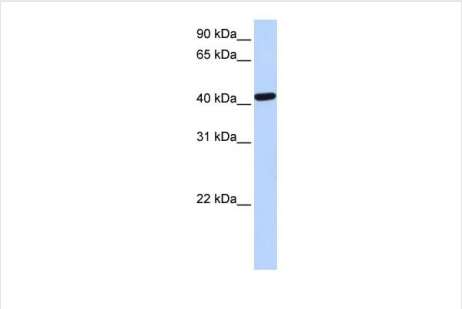

WB (Western Blot)
WB Suggested Anti-TARDBP Antibody Titration: 0.2-1 ug/mlELISA Titer: 1:312500Positive Control: Human Liver

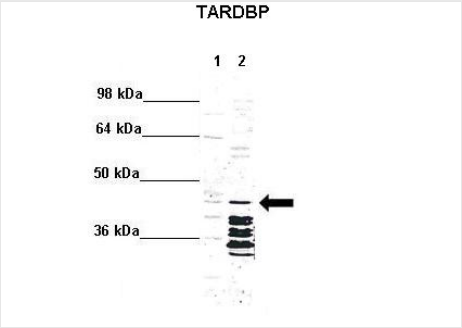

WB (Western Blot)
WB Suggested Anti-TARDBP AntibodyPositive Control: Lane 1: 5ug mouse brain cytoplasm Lane 2: 5ug mouse brain nucleusPrimary Antibody Dilution : 1:1000Secondary Antibody : Anti rabbit - IR-dyeSecondry Antibody Dilution : 1:10,000Submitted by: Anonymous

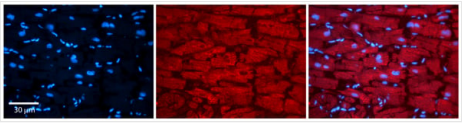

IHC (Immunohistochemistry)
Rabbit Anti-TARDBP AntibodyFormalin Fixed Paraffin Embedded Tissue: Human heart TissueObserved Staining: CytoplasmicPrimary Antibody Concentration: 1:100Other Working Concentrations: N/ASecondary Antibody: Donkey anti-Rabbit-Cy3Secondary Antibody Concentration: 1:200Magnification: 20XExposure Time: 0.5 - 2.0 sec

ADDITIONAL INFORMATION

Related Product Information for anti-TARDBP antibody	This is a rabbit polyclonal antibody against TARDBP. It was validated on Western Blot using a cell lysate as a positive control. Target Description: HIV-1, the causative agent of acquired immunodeficiency syndrome (AIDS), contains an RNA genome that produces a chromosomally integrated DNA during the replicative cycle. Activation of HIV-1 gene expression by the transactivator Tat is dependent on an RNA regulatory element (TAR) located downstream of the transcription initiation site. TARDBP is a transcriptional repressor that binds to chromosomally integrated TAR DNA and represses HIV-1 transcription.HIV-1, the causative agent of acquired immunodeficiency syndrome (AIDS), contains an RNA genome that produces a chromosomally integrated DNA during the replicative cycle. Activation of HIV-1 gene expression by the transactivator Tat is dependent on an RNA regulatory element (TAR) located downstream of the transcription initiation site. The protein encoded by this gene is a transcriptional repressor that binds to chromosomally integrated TAR DNA and represses HIV-1 transcription. In addition, this protein regulates alternate splicing of the CFTR gene. A similar pseudogene is present on chromosome 20. Publication Note: This RefSeq record includes a subset of the publications that are available for this gene. Please see the Entrez Gene record to access additional publications.
Product Categories/Family for anti-TARDBP antibody	Polyclonal; Transcription Factor; RNA Binding Proteins; Transcription Regulation; Cell Cycle Proteins; Transcription Regulation; Transcription Factors

NCBI AND UNIPROT INFORMATION

NCBI GI #	6678271
NCBI GeneID	23435
NCBI Accession #	NP_031401
NCBI GenBank Nucleotide #	NM_007375
UniProt Accession #	Q13148
Molecular Weight	45kDa
NCBI Official Full Name	TAR DNA-binding protein 43
NCBI Official Synonym Full Names	TAR DNA binding protein
NCBI Official Symbol	TARDBP
NCBI Official Synonym Symbols	ALS10; TDP-43
NCBI Protein Information	TAR DNA-binding protein 43
UniProt Protein Name	TAR DNA-binding protein 43
UniProt Gene Name	**TARDBP**
UniProt Synonym Gene Names	TDP43; TDP-43
UniProt Entry Name	TADBP_HUMAN

For Research Use Only. Not for use in diagnostic or therapeutic procedures. Small volumes of product may become entrapped in the seal of the vial during shipment and storage; if necessary, briefly centrifuge the vial on a tabletop centrifuge to dislodge any liquid in the cap.