Rabbit TFCP2L1 Polyclonal Antibody | anti-TFCP2L1 antibody

TFCP2L1 antibody - N-terminal region

CATALOG #	HOST	REACTIVITY	APPLICATIONS
AAA197245	**Rabbit**	**Cow, Dog, Guinea Pig, Horse, Human, Mouse, Rabbit, Rat, Yeast**	**Western Blot, Immunohistochemistry**

PRODUCT SYNONYMS

TFCP2L1; Polyclonal Antibody; TFCP2L1 antibody - N-terminal region; anti-TFCP2L1 antibody

PRODUCT SPECIFICATIONS

Host	Rabbit
Reactivity	Cow, Dog, Guinea Pig, Horse, Human, Mouse, Rabbit, Rat, Yeast
Clonality	Polyclonal
Purity/Purification	Affinity Purified
Form/Format	Liquid. Purified antibody supplied in 1x PBS buffer with 0.09% (w/v) sodium azide and 2% sucrose.
Sequence	Syntheticp eptideloca tedwithint hefollowin gregion:LR DVLALPIFKQ EEPQLSPENE ARLPPLQYVL CAATSPAVKL HEETLTYL
Sequence Length	479
Applicable Applications for anti-TFCP2L1 antibody	WB (Western Blot), IHC (Immunohistochemistry)
Homology	Cow: 100%; Dog: 100%; Guinea Pig: 93%; Horse: 93%; Human: 100%; Mouse: 93%; Rabbit: 100%; Rat: 93%; Yeast: 75%
Immunogen	The immunogen is a synthetic peptide directed towards the N terminal region of human TFCP2L1
Preparation and Storage	For short term use, store at 2-8 degree C up to 1 week. For long term storage, store at -20 degree C in small aliquots to prevent freeze-thaw cycles.

IMAGES

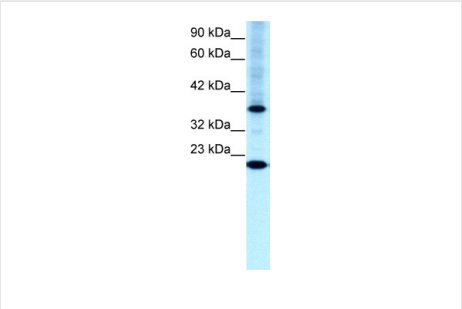

WB (Western Blot)
WB Suggested Anti-TFCP2L1 Antibody Titration: 0.2-1 ug/mlPositive Control: HepG2 cell lysate

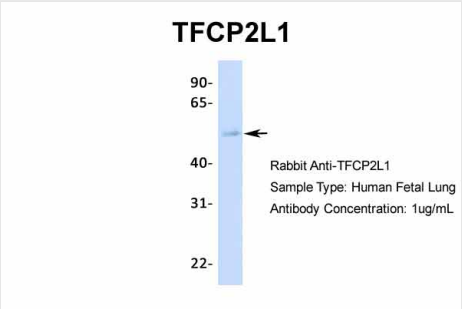

WB (Western Blot)
Host: RabbitTarget Name: TFCP2L1Sample Type: Human Fetal LungAntibody Dilution: 1.0ug/ml

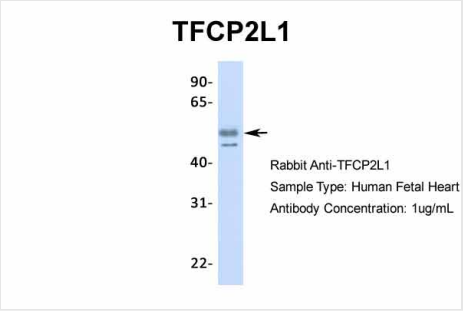

WB (Western Blot)
Host: RabbitTarget Name: TFCP2L1Sample Type: Human Fetal HeartAntibody Dilution: 1.0ug/ml

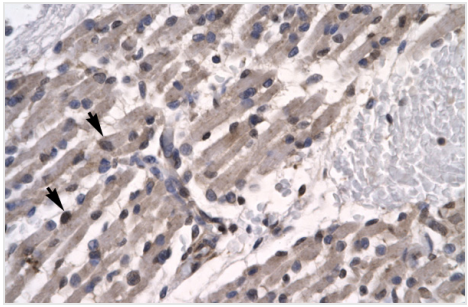

IHC (Immunohiostchemistry)
HumanMuscle

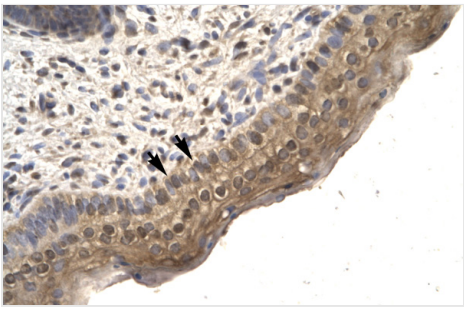

IHC (Immunohistochemistry)
Human Spermatophore

ADDITIONAL INFORMATION

Related Product Information for anti-TFCP2L1 antibody	This is a rabbit polyclonal antibody against TFCP2L1. It was validated on Western Blot and immunohistochemistry Target Description: TFCP2L1 is a candidate CP2 family member. It is expressed in a developmentally regulated fashion in vivo and acts as a direct repressor of transcription. CP2-related proteins comprise a family of DNA-binding transcription factors that are generally activators of transcription and expressed ubiquitously.
Product Categories/Family for anti-TFCP2L1 antibody	Polyclonal; Transcription Factor; Transcription Regulation; Developmental Biology; E3 & Ubiquitin; DNA/RNA/Protein Interactions; Immunohistochemistry; Transcription Factors; Cell Morphogenesis

NCBI AND UNIPROT INFORMATION

NCBI GI #	7657299
NCBI GeneID	29842
NCBI Accession #	NP_055368
NCBI GenBank Nucleotide #	NM_014553
UniProt Accession #	Q9NZI6
Molecular Weight	54kDa
NCBI Official Full Name	transcription factor CP2-like protein 1
NCBI Official Synonym Full Names	transcription factor CP2 like 1
NCBI Official Symbol	TFCP2L1
NCBI Official Synonym Symbols	LBP9; CRTR1; LBP-9
NCBI Protein Information	transcription factor CP2-like protein 1
UniProt Protein Name	Transcription factor CP2-like protein 1
UniProt Gene Name	**TFCP2L1**

UniProt Synonym Gene Names	CRTR1; LBP9; CRTR-1
UniProt Entry Name	TF2L1_HUMAN

For Research Use Only. Not for use in diagnostic or therapeutic procedures. Small volumes of product may become entrapped in the seal of the vial during shipment and storage; if necessary, briefly centrifuge the vial on a tabletop centrifuge to dislodge any liquid in the cap.

AAA Biotech | Tel: +1 (619) 604-9440 | Fax: +1 (619) 604-9441 | contact@aaabiotech.com
Online datasheet: https://stage.aaabiotech.com/polyclonal/tfcp2l1-antibody-western-blot-immunohistochemistry-elisa/197245