Rabbit EIF2B4 Polyclonal Antibody | anti-EIF2B4 antibody

EIF2B4 Polyclonal Antibody

CATALOG #	HOST	REACTIVITY	APPLICATIONS
AAA179149	**Rabbit**	**Human, Mouse, Rat**	**Immunofluorescence, Western Blot**

PRODUCT SYNONYMS

EIF2B4; Polyclonal Antibody; EIF2B4 Polyclonal Antibody; EIF2B; EIF-2B; EIF2Bdelta; anti-EIF2B4 antibody

PRODUCT SPECIFICATIONS

Host	Rabbit
Reactivity	Human, Mouse, Rat
Clonality	Polyclonal
Isotype	IgG
Purity/Purification	Affinity purification
Form/Format	PBS with 0.01% thiomersal,50% glycerol,pH7.3.
Concentration	1mg/mL (varies by lot)
Applicable Applications for anti-EIF2B4 antibody	IF (Immunofluorescence), WB (Western Blot)
Immunogen	Recombinant fusion protein of human EIF2B4
Preparation and Storage	Storage: -20 degree C/One year. Avoid freeze/thaw cycles.

IMAGES

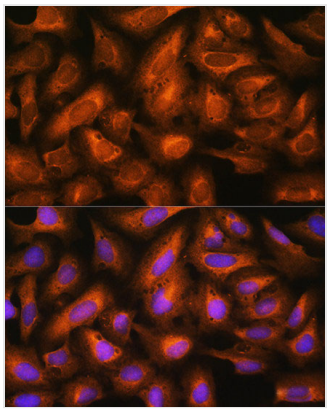

IF (Immunofluorescence)
Immunofluorescence analysis of U2OS cells using EIF2B4 Polyclonal Antibody at dilution of 1:100. Blue: DAPI for nuclear staining.

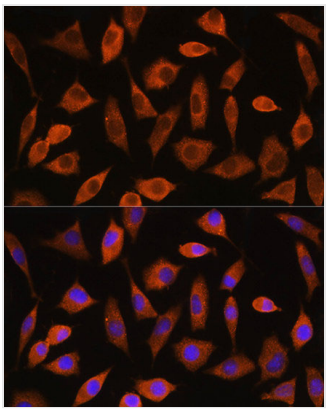

IF (Immunofluorescence)
Immunofluorescence analysis of L929 cells using EIF2B4 Polyclonal Antibody at dilution of 1:100. Blue: DAPI for nuclear staining.

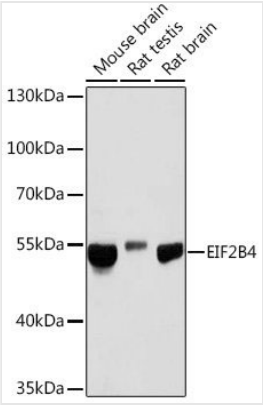

WB (Western Blot)
Western blot analysis of extracts of various cell lines using EIF2B4 Polyclonal Antibody at1:1000 dilution.

ADDITIONAL INFORMATION

Related Product Information for anti-EIF2B4 antibody	Eukaryotic initiation factor 2B (EIF2B), which is necessary for protein synthesis, is GTP exchange factor composed of five different subunits. The protein encoded by this gene is the fourth, or delta, subunit. Defects in this gene are a cause of leukoencephalopathy with vanishing white matter (VWM) and ovarioleukodystrophy. Multiple transcript variants encoding different isoforms have been found for this gene.
Product Categories/Family for anti-EIF2B4 antibody	Antibodies; Primary Antibodies; Polyclonal Antibody

NCBI AND UNIPROT INFORMATION

NCBI GI #	78000158
NCBI GeneID	8890
NCBI Accession #	NP_001029288.1
NCBI GenBank Nucleotide #	NM_001034116.1
UniProt Accession #	Q9UI10; Q53RY7; Q5BJF4; Q9BUV9; Q9UBG4; Q9UIQ9; Q9UJ95
Molecular Weight	57,557 Da
NCBI Official Full Name	translation initiation factor eIF-2B subunit delta isoform 2
NCBI Official Synonym Full Names	eukaryotic translation initiation factor 2B, subunit 4 delta, 67kDa
NCBI Official Symbol	EIF2B4
NCBI Official Synonym Symbols	EIF2B; EIF-2B; EIF2Bdelta
NCBI Protein Information	translation initiation factor eIF-2B subunit delta; eIF-2B GDP-GTP exchange factor subunit delta; translation initiation factor eIF-2b delta subunit; eukaryotic translation initiation factor 2B subunit 4 delta
UniProt Protein Name	Translation initiation factor eIF-2B subunit delta
UniProt Gene Name	**EIF2B4**
UniProt Synonym Gene Names	EIF2BD
UniProt Entry Name	EI2BD_HUMAN

For Research Use Only. Not for use in diagnostic or therapeutic procedures. Small volumes of product may become entrapped in the seal of the vial during shipment and storage; if necessary, briefly centrifuge the vial on a tabletop centrifuge to dislodge any liquid in the cap.

AAA Biotech | Tel: +1 (619) 604-9440 | Fax: +1 (619) 604-9441 | contact@aaabiotech.com
Online datasheet: https://stage.aaabiotech.com/polyclonal/eif2b4-antibody-immunofluorescence-western-blot-elisa/179149