Rabbit ADCK3 Polyclonal Antibody | anti-ADCK3 antibody

ADCK3 Polyclonal Antibody

CATALOG #	HOST	REACTIVITY	APPLICATIONS
AAA177690	**Rabbit**	**Human, Mouse, Rat**	**Immunohistochemistry, Western Blot**

PRODUCT SYNONYMS

ADCK3; Polyclonal Antibody; ADCK3 Polyclonal Antibody; COQ8A; ARCA2; CABC1; COQ10D4; COQ8; SCAR9; anti-ADCK3 antibody

PRODUCT SPECIFICATIONS

Host	Rabbit
Reactivity	Human, Mouse, Rat
Clonality	Polyclonal
Isotype	IgG
Purity/Purification	Affinity purification
Form/Format	PBS with 0.02% sodium azide, 50% glycerol, pH7.3
Concentration	1mg/mL (varies by lot)
Applicable Applications for anti-ADCK3 antibody	IHC (Immunohistochemistry), WB (Western Blot)
Immunogen	Recombinant fusion protein of human ADCK3 (NP_0646322)
Conjugation	Unconjugated
Preparation and Storage	Store at -20 degree C. Avoid freeze/thaw cycles.

IMAGES

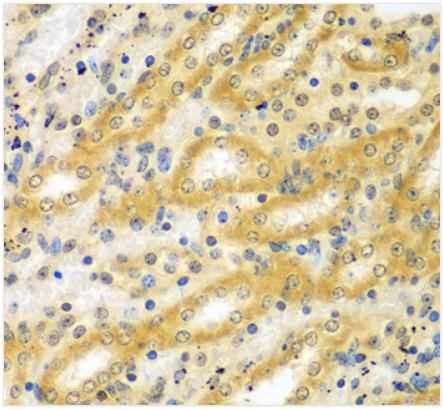

IHC (Immunohistochemistry)
Immunohistochemistry of paraffin-embedded Mouse kidney using ADCK3 Polyclonal Antibody at dilution of 1:100 (40x lens).

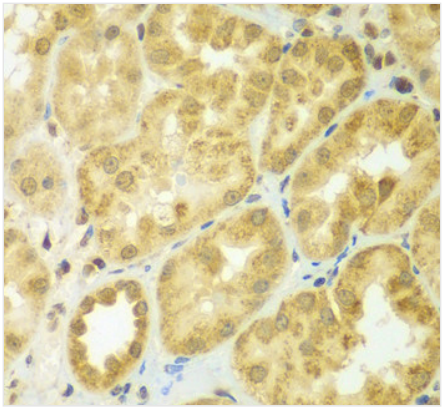

IHC (Immunohistochemisry)
Immunohistochemistry of paraffin-embedded Human kidney using ADCK3 Polyclonal Antibody at dilution of 1:100 (40x lens).

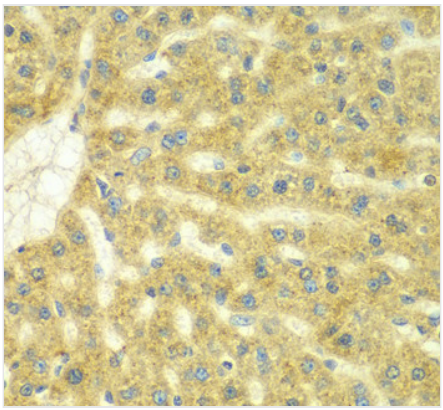

IHC (Immunohiostchemistry)
Immunohistochemistry of paraffin-embedded Rat liver using ADCK3 Polyclonal Antibody at dilution of 1:100 (40x lens).

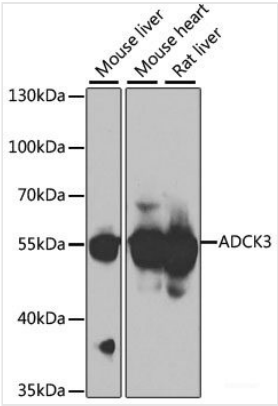

WB (Western Blot)
Western blot analysis of extracts of various cell lines using ADCK3 Polyclonal Antibody at dilution of 1:1000.

ADDITIONAL INFORMATION

Related Product Information for anti-ADCK3 antibody	This gene encodes a mitochondrial protein similar to yeast ABC1, which functions in an electron-transferring membrane protein complex in the respiratory chain. It is not related to the family of ABC transporter proteins. Expression of this gene is induced by the tumor suppressor p53 and in response to DNA damage, and inhibiting its expression partially suppresses p53-induced apoptosis. Alternatively spliced transcript variants have been found; however, their full-length nature has not been determined.
Product Categories/Family for anti-ADCK3 antibody	Cancer; Metabolism; Signal Transduction; Polyclonal Antibody

NCBI AND UNIPROT INFORMATION

NCBI GI #	34147522
NCBI GeneID	56997
NCBI Accession #	NP_064632.2
NCBI GenBank Nucleotide #	NM_020247.4
UniProt Accession #	Q8NI60; Q5T7A5; Q63HK0; Q8NCJ6; Q9HBQ1; Q9NQ67
Molecular Weight	71,950 Da
NCBI Official Full Name	chaperone activity of bc1 complex-like, mitochondrial
NCBI Official Synonym Full Names	aarF domain containing kinase 3
NCBI Official Symbol	ADCK3
NCBI Official Synonym Symbols	COQ8; ARCA2; CABC1; SCAR9; COQ10D4
NCBI Protein Information	chaperone activity of bc1 complex-like, mitochondrial; coenzyme Q8 homolog; aarF domain-containing protein kinase 3; chaperone, ABC1 activity of bc1 complex homolog
UniProt Protein Name	Chaperone activity of bc1 complex-like, mitochondrial
UniProt Gene Name	**ADCK3**
UniProt Synonym Gene Names	CABC1; Chaperone-ABC1-like
UniProt Entry Name	ADCK3_HUMAN

For Research Use Only. Not for use in diagnostic or therapeutic procedures. Small volumes of product may become entrapped in the seal of the vial during shipment and storage; if necessary, briefly centrifuge the vial on a tabletop centrifuge to dislodge any liquid in the cap.