Rabbit IL10RA Polyclonal Antibody | anti-IL10RA antibody

IL10RA Polyclonal Antibody

CATALOG #	HOST	REACTIVITY	APPLICATIONS
AAA177554	**Rabbit**	**Human, Mouse, Rat**	**Immunofluorescence, Immunohistochemistry**

PRODUCT SYNONYMS

IL10RA; Polyclonal Antibody; IL10RA Polyclonal Antibody; CD210; CD210a; CDW210A; HIL-10R; IL-10R1; IL10R; anti-IL10RA antibody

PRODUCT SPECIFICATIONS

Host	Rabbit
Reactivity	Human, Mouse, Rat
Clonality	Polyclonal
Isotype	IgG
Purity/Purification	Affinity purification
Form/Format	PBS with 0.02% sodium azide, 50% glycerol, pH7.3
Concentration	1mg/mL (varies by lot)
Applicable Applications for anti-IL10RA antibody	IF (Immunofluorescence), IHC (Immunohistochemistry)
Immunogen	Recombinant fusion protein of human IL10RA (NP_0015492)
Conjugation	Unconjugated
Preparation and Storage	Store at -20 degree C. Avoid freeze/thaw cycles.

IMAGES

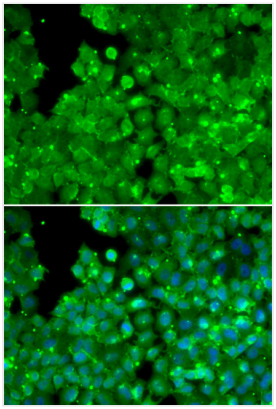

IF (Immunofluorescence)
Immunofluorescence analysis of U2OS cells using IL10RA Polyclonal Antibody

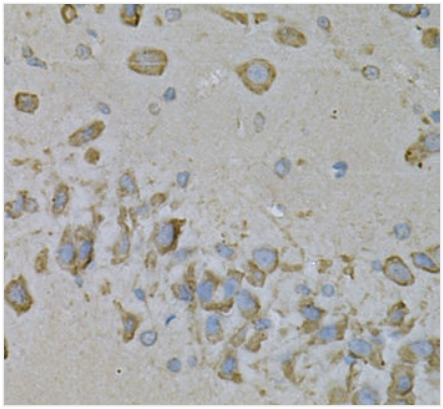

IHC (Immunohistochemisry)
Immunohistochemistry of paraffin-embedded Mouse brain using IL10RA Polyclonal Antibody at dilution of 1:100 (40x lens).

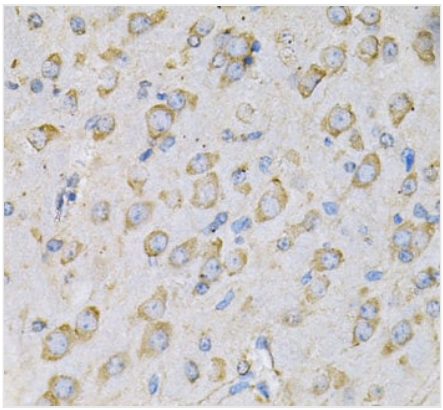

IHC (Immunohiostchemistry)
Immunohistochemistry of paraffin-embedded Rat brain using IL10RA Polyclonal Antibody at dilution of 1:100 (40x lens).

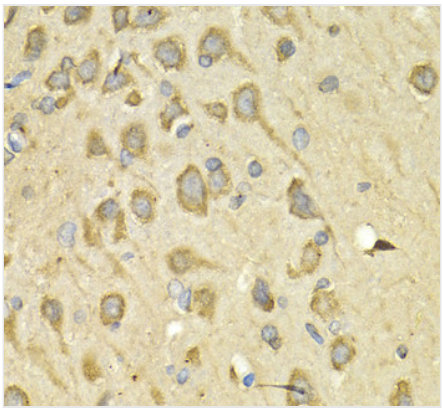

IHC (Immunohistochemistry)
Immunohistochemistry of paraffin-embedded Rat brain using IL10RA Polyclonal Antibody at dilution of 1:200 (40x lens).

ADDITIONAL INFORMATION

Related Product Information for anti-IL10RA antibody	The protein encoded by this gene is a receptor for interleukin 10. This protein is structurally related to interferon receptors. It has been shown to mediate the immunosuppressive signal of interleukin 10, and thus inhibits the synthesis of proinflammatory cytokines. This receptor is reported to promote survival of progenitor myeloid cells through the insulin receptor substrate-2/PI 3-kinase/AKT pathway. Activation of this receptor leads to tyrosine phosphorylation of JAK1 and TYK2 kinases. Two transcript variants, one protein-coding and the other not protein-coding, have been found for this gene.
Product Categories/Family for anti-IL10RA antibody	Cancer; Immunology; Polyclonal Antibody

NCBI AND UNIPROT INFORMATION

NCBI GI #	222136575
NCBI GeneID	3587
NCBI Accession #	NP_001549.2
NCBI GenBank Nucleotide #	NM_001558.3
UniProt Accession #	Q13651; A8K6I0; B0YJ27
Molecular Weight	63,003 Da
NCBI Official Full Name	interleukin-10 receptor subunit alpha
NCBI Official Synonym Full Names	interleukin 10 receptor, alpha
NCBI Official Symbol	IL10RA
NCBI Official Synonym Symbols	CD210; IL10R; CD210a; CDW210A; HIL-10R; IL-10R1
NCBI Protein Information	interleukin-10 receptor subunit alpha; IL-10RA; IL-10R subunit 1; IL-10R subunit alpha; IL-10 receptor subunit alpha; interleukin-10 receptor subunit 1; interleukin-10 receptor alpha chain
UniProt Protein Name	Interleukin-10 receptor subunit alpha
UniProt Gene Name	**IL10RA**
UniProt Synonym Gene Names	IL10R; IL-10 receptor subunit alpha; IL-10R subunit alpha; IL-10RA; IL-10R subunit 1; IL-10R1
UniProt Entry Name	I10R1_HUMAN

For Research Use Only. Not for use in diagnostic or therapeutic procedures. Small volumes of product may become entrapped in the seal of the vial during shipment and storage; if necessary, briefly centrifuge the vial on a tabletop centrifuge to dislodge any liquid in the cap.