Rabbit CXCR1 Polyclonal Antibody | anti-CXCR1 antibody

CXCR1 Polyclonal Antibody

CATALOG #	HOST	REACTIVITY	APPLICATIONS
AAA177371	**Rabbit**	**Human, Mouse, Rat**	**Immunohistochemistry, Western Blot**

PRODUCT SYNONYMS

CXCR1; Polyclonal Antibody; CXCR1 Polyclonal Antibody; C-C; C-C-CKR-1; CD128; CD181; CDw128a; CKR-1; CMKAR1; IL8R1; IL8RA; IL8RBA; anti-CXCR1 antibody

PRODUCT SPECIFICATIONS

Host	Rabbit
Reactivity	Human, Mouse, Rat
Clonality	Polyclonal
Isotype	IgG
Purity/Purification	Affinity purification
Form/Format	PBS with 0.02% sodium azide, 50% glycerol, pH7.3
Concentration	1mg/mL (varies by lot)
Applicable Applications for anti-CXCR1 antibody	IHC (Immunohistochemistry), WB (Western Blot)
Immunogen	A synthetic peptide of human CXCR1 (NP_0006251)
Conjugation	Unconjugated
Preparation and Storage	Store at -20 degree C. Avoid freeze/thaw cycles.

IMAGES

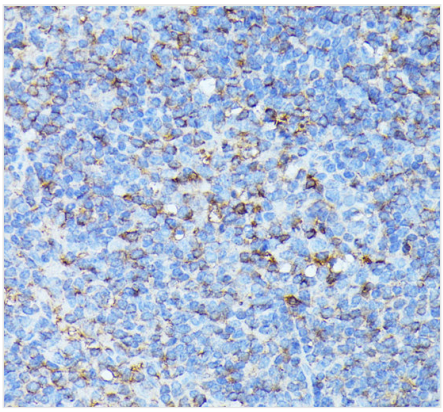

IHC (Immunohistochemistry)
Immunohistochemistry of paraffin-embedded Mouse spleen using CXCR1 Polyclonal Antibody at dilution of 1:100 (40x lens).

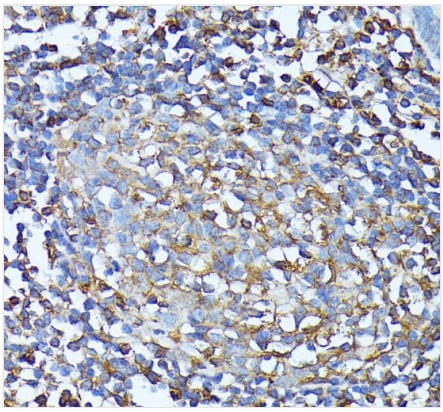

IHC (Immunohistochemisry)
Immunohistochemistry of paraffin-embedded Human colon using CXCR1 Polyclonal Antibody at dilution of 1:100 (40x lens).

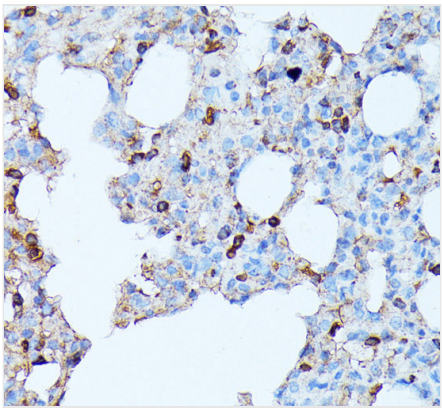

IHC (Immunohiostchemistry)
Immunohistochemistry of paraffin-embedded Rat lung using CXCR1 Polyclonal Antibody at dilution of 1:100 (40x lens).

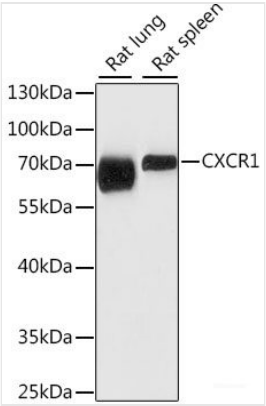

WB (Western Blot)
Western blot analysis of extracts of various cell lines using CXCR1 Polyclonal Antibody at dilution of 1:1000.

ADDITIONAL INFORMATION

Related Product Information for anti-CXCR1 antibody	The protein encoded by this gene is a member of the G-protein-coupled receptor family. This protein is a receptor for interleukin 8 (IL8). It binds to IL8 with high affinity, and transduces the signal through a G-protein activated second messenger system. Knockout studies in mice suggested that this protein inhibits embryonic oligodendrocyte precursor migration in developing spinal cord. This gene, IL8RB, a gene encoding another high affinity IL8 receptor, as well as IL8RBP, a pseudogene of IL8RB, form a gene cluster in a region mapped to chromosome 2q33-q36.
Product Categories/Family for anti-CXCR1 antibody	Cancer; Immunology; Polyclonal Antibody

NCBI AND UNIPROT INFORMATION

NCBI GI #	62911779
NCBI GeneID	3577
UniProt Accession #	P25024; Q2YEF8; Q2YEG4; Q2YEG5; Q2YEG7; Q2YEG8; Q53R18; Q6IN95; Q8N6T6; Q9P2T8; Q9P2T9; B2R6Q3
Molecular Weight	39,791 Da
NCBI Official Full Name	CXCR1
NCBI Official Synonym Full Names	chemokine (C-X-C motif) receptor 1
NCBI Official Symbol	CXCR1
NCBI Official Synonym Symbols	C-C; CD128; CD181; CKR-1; IL8R1; IL8RA; CMKAR1; IL8RBA; CDw128a; C-C-CKR-1
NCBI Protein Information	C-X-C chemokine receptor type 1; CXC-R1; CXCR-1; IL-8R A; IL-8 receptor type 1; interleukin 8 receptor, alpha; interleukin-8 receptor type 1; interleukin-8 receptor type A; high affinity interleukin-8 receptor A
UniProt Protein Name	C-X-C chemokine receptor type 1
UniProt Gene Name	**CXCR1**
UniProt Synonym Gene Names	CMKAR1; IL8RA; CXC-R1; CXCR-1; IL-8R A
UniProt Entry Name	CXCR1_HUMAN

For Research Use Only. Not for use in diagnostic or therapeutic procedures. Small volumes of product may become entrapped in the seal of the vial during shipment and storage; if necessary, briefly centrifuge the vial on a tabletop centrifuge to dislodge any liquid in the cap.

AAA Biotech | Tel: +1 (619) 604-9440 | Fax: +1 (619) 604-9441 | contact@aaabiotech.com
Online datasheet: https://stage.aaabiotech.com/polyclonal/cxcr1-antibody-immunohistochemistry-western-blot-elisa/177371