Rabbit anti-Human ZFYVE19 Polyclonal Antibody | anti-ZFYVE19 antibody

ZFYVE19 Polyclonal Antibody

CATALOG #	HOST	REACTIVITY	APPLICATIONS
AAA176760	**Rabbit**	**Human**	**ELISA, Immunohistochemistry, Western Blot**

PRODUCT SYNONYMS

ZFYVE19; Polyclonal Antibody; ZFYVE19 Polyclonal Antibody; Abscission/NoCut checkpoint regulator; ANCHR; MLL partner containing FYVE domain; MPFYVE; ZFY19; ZFYVE 19; Zfyve19; Zinc finger FYVE domain containing protein 19; Zinc finger FYVE domain-containing protein 19; Zinc finger FYVE type containing 19; Zinc finger; FYVE domain containing 19; anti-ZFYVE19 antibody

PRODUCT SPECIFICATIONS

Host	Rabbit
Reactivity	Human
Clonality	Polyclonal
Isotype	IgG
Purity/Purification	Antigen Affinity Purification
Form/Format	PBS with 0.05% NaN3 and 40% Glycerol, pH7.4
Concentration	2mg/mL (varies by lot)
Sequence Length	471
Applicable Applications for anti-ZFYVE19 antibody	ELISA, IHC (Immunohistochemistry), WB (Western Blot)
Immunogen	Synthetic peptide of human ZFYVE19
Conjugation	Unconjugated
Preparation and Storage	Store at -20 degree C. Avoid freeze/thaw cycles.

IMAGES

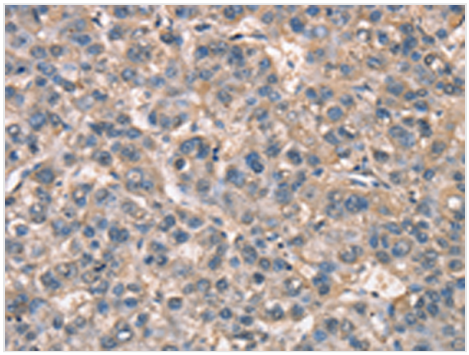

IHC (Immunohistochemisry)
Immunohistochemistry of paraffin-embedded Human liver cancer tissue using ZFYVE19 Polyclonal Antibody at dilution of 1:60(×200

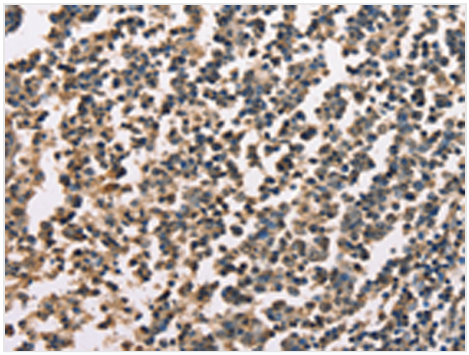

IHC (Immunohiostchemistry)
Immunohistochemistry of paraffin-embedded Human tonsil tissue using ZFYVE19 Polyclonal Antibody at dilution of 1:60(×200

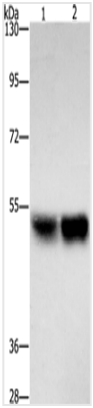

WB (Western Blot)
Western blot analysis of Hela cells A431 cells using ZFYVE19 Polyclonal Antibody at dilution of 1:500

ADDITIONAL INFORMATION

Related Product Information for anti-ZFYVE19 antibody	ZFYVE19 (zinc finger, FYVE domain containing 19), also known as MPFYVE (MLL partner containing FYVE domain), is a 471 amino acid protein that contains one FYVE-type zinc finger. Expressed in heart, brain, kidney, skeletal muscle and liver, ZFYVE19 may participate in transcriptional regulation events within the cell. Defects in the gene encoding ZFYVE19 are associated with acute myeloblastic leukemia (AML), a rapidly progressing cancer of the myeloid line of white blood cells that is characterized by fever, anemia, bone pain, shortness of breath and frequent infections. Three isoforms of ZFYVE19 exist due to alternative splicing events.
Product Categories/Family for anti-ZFYVE19 antibody	Cell Biology

NCBI AND UNIPROT INFORMATION

NCBI GI #	116268103
NCBI GeneID	84936
NCBI Accession #	NP_001070736.1
NCBI GenBank Nucleotide #	NP_001070736.1
UniProt Accession #	Q96K21
Molecular Weight	52 kDa
NCBI Official Full Name	abscission/NoCut checkpoint regulator isoform 1
NCBI Official Synonym Full Names	zinc finger FYVE-type containing 19
NCBI Official Symbol	ZFYVE19
NCBI Official Synonym Symbols	ANCHR; MPFYVE
NCBI Protein Information	abscission/NoCut checkpoint regulator
UniProt Protein Name	Zinc finger FYVE domain-containing protein 19
UniProt Gene Name	**ZFYVE19**
UniProt Synonym Gene Names	MPFYVE
UniProt Entry Name	ZFY19_HUMAN

For Research Use Only. Not for use in diagnostic or therapeutic procedures. Small volumes of product may become entrapped in the seal of the vial during shipment and storage; if necessary, briefly centrifuge the vial on a tabletop centrifuge to dislodge any liquid in the cap.