Rabbit TMED10 Polyclonal Antibody | anti-TMED10 antibody

TMED10 Polyclonal Antibody

CATALOG #	HOST	REACTIVITY	APPLICATIONS
AAA176689	**Rabbit**	**Human, Mouse, Rat**	**ELISA, Immunohistochemistry, Western Blot**

PRODUCT SYNONYMS

TMED10; Polyclonal Antibody; TMED10 Polyclonal Antibody; 1110014C03Rik; 21 kDa transmembrane trafficking protein; 21 kDa transmembrane-trafficking protein; MGC102351; P23; P24 family protein delta 1; P24 family protein delta-1; P24(DELTA); P24delta; P24delta1; S31I125; S31III125; TMED 10; Tmed10; TMEDA; Tmp 21 I; Tmp 21; Tmp-21-I; Transmembrane emp24 domain containing protein 10; Transmembrane emp24 domain-containing protein 10; Transmembrane emp24-like trafficking protein 10 (yeast); Transmembrane protein Tmp21; Transmembrane trafficking protein 21kD; anti-TMED10 antibody

PRODUCT SPECIFICATIONS

Host	Rabbit
Reactivity	Human, Mouse, Rat
Clonality	Polyclonal
Isotype	IgG
Purity/Purification	Antigen Affinity Purification
Form/Format	PBS with 0.05% NaN3 and 40% Glycerol, pH7.4
Concentration	0.9mg/mL (varies by lot)
Sequence Length	219
Applicable Applications for anti-TMED10 antibody	ELISA, IHC (Immunohistochemistry), WB (Western Blot)
Immunogen	Fusion protein of human TMED10
Conjugation	Unconjugated
Preparation and Storage	Store at -20 degree C. Avoid freeze/thaw cycles.

IMAGES

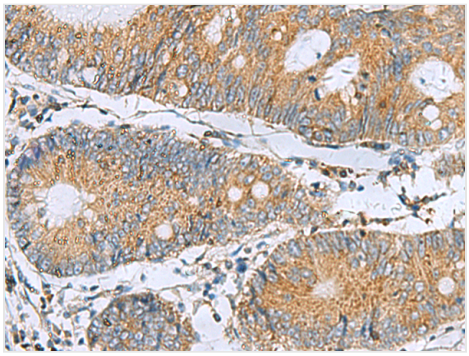

IHC (Immunohistochemisry)
Immunohistochemistry of paraffin-embedded Human colorectal cancer tissue using TMED10 Polyclonal Antibody at dilution of 1:50(×200

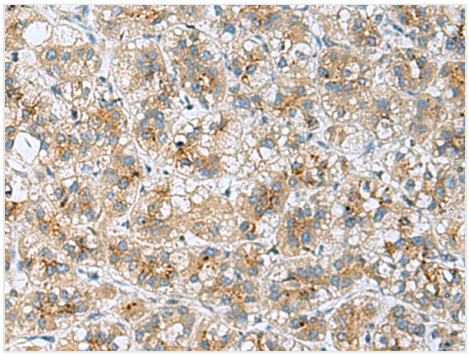

IHC (Immunohiostchemistry)
Immunohistochemistry of paraffin-embedded Human liver cancer tissue using TMED10 Polyclonal Antibody at dilution of 1:50(×200

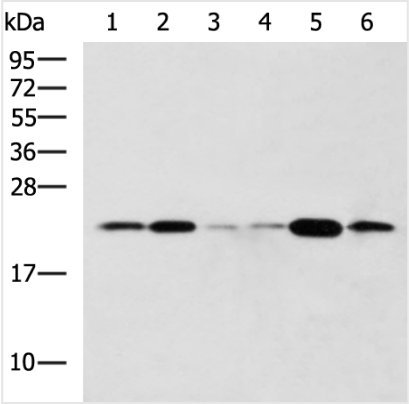

WB (Western Blot)
Western blot analysis of Raji Hela cell Mouse liver tissue Rat lung tissue Mouse Pancreas tissue NIH/3T3 cell lysates using TMED10 Polyclonal Antibody at dilution of 1:800

ADDITIONAL INFORMATION

Related Product Information for anti-TMED10 antibody	This gene is a member of the EMP24/GP25L/p24 family and encodes a protein with a GOLD domain. This type I membrane protein is localized to the plasma membrane and golgi cisternae and is involved in vesicular protein trafficking. The protein is also a member of a heteromeric secretase complex and regulates the complex's gamma-secretase activity without affecting its epsilon-secretase activity. Mutations in this gene have been associated with early-onset familial Alzheimer's disease. This gene has a pseudogene on chromosome 8.
Product Categories/Family for anti-TMED10 antibody	Cancer; Neuroscience; Signal transduction

NCBI AND UNIPROT INFORMATION

NCBI GI #	98986464
NCBI GeneID	10972
NCBI Accession #	NP_006818.3; BC001496
NCBI GenBank Nucleotide #	NP_006818.3
UniProt Accession #	P49755
Molecular Weight	25 kDa
NCBI Official Full Name	transmembrane emp24 domain-containing protein 10
NCBI Official Synonym Full Names	transmembrane p24 trafficking protein 10
NCBI Official Symbol	TMED10
NCBI Official Synonym Symbols	p23; TMP21; p24d1; S31I125; Tmp-21-I; S31III125; P24(DELTA)
NCBI Protein Information	transmembrane emp24 domain-containing protein 10
UniProt Protein Name	Transmembrane emp24 domain-containing protein 10
UniProt Gene Name	**TMED10**
UniProt Synonym Gene Names	TMP21; S31I125; p24delta1
UniProt Entry Name	TMEDA_HUMAN

For Research Use Only. Not for use in diagnostic or therapeutic procedures. Small volumes of product may become entrapped in the seal of the vial during shipment and storage; if necessary, briefly centrifuge the vial on a tabletop centrifuge to dislodge any liquid in the cap.

AAA Biotech | Tel: +1 (619) 604-9440 | Fax: +1 (619) 604-9441 | contact@aaabiotech.com
Online datasheet: https://stage.aaabiotech.com/polyclonal/tmed10-antibody-immunohistochemistry-western-blot-elisa/176689