Rabbit PCBD1 Polyclonal Antibody | anti-PCBD1 antibody

PCBD1 Polyclonal Antibody

CATALOG #	HOST	REACTIVITY	APPLICATIONS
AAA176631	**Rabbit**	**Human, Mouse, Rat**	**ELISA, Immunohistochemistry, Western Blot**

PRODUCT SYNONYMS

PCBD1; Polyclonal Antibody; PCBD1 Polyclonal Antibody; 4 alpha hydroxy tetrahydropterin dehydratase; 4-alpha-hydroxy-tetrahydropterin dehydratase; 6 pyruvoyl tetrahydropterin synthase/dimerization cofactor of hepatocyte nuclear factor 1 alpha (TCF1); 6 pyruvoyl tetrahydropterin synthase/dimerization cofactor of hepatocyte nuclear factor 1 alpha; DCoH; Dimerization cofactor of hepatic nuclear factor 1 alpha; Dimerization cofactor of hepatocyte nuclear factor 1 alpha; Dimerization cofactor of hepatocyte nuclear factor 1-alpha; Dimerization cofactor of HNF1; Dimerizing cofactor for HNF1; PCBD 1; PCBD; PCD; Phenylalanine hydroxylase stimulating protein; Phenylalanine hydroxylase-stimulating protein; PHS; Pterin 4 alpha carbinolamine dehydratase; Pterin 4 alpha carbinolamine dehydratase/dimerization cofactor of hepatocyte nuclear factor 1 alpha (TCF1); Pterin 4 alpha carbinolamine dehydratase/dimerization cofactor of hepatocyte nuclear factor 1 alpha; Pterin carbinolamine dehydratase; Pterin-4-alpha-carbinolamine dehydratase; anti-PCBD1 antibody

PRODUCT SPECIFICATIONS

Host	Rabbit
Reactivity	Human, Mouse, Rat
Clonality	Polyclonal
Isotype	IgG
Purity/Purification	Antigen Affinity Purification
Form/Format	PBS with 0.05% NaN3 and 40% Glycerol, pH7.4
Concentration	1.62mg/mL (varies by lot)
Sequence Length	104
Applicable Applications for anti-PCBD1 antibody	ELISA, IHC (Immunohistochemistry), WB (Western Blot)
Immunogen	Fusion protein of human PCBD1
Conjugation	Unconjugated
Preparation and Storage	Store at -20 degree C. Avoid freeze/thaw cycles.

IMAGES

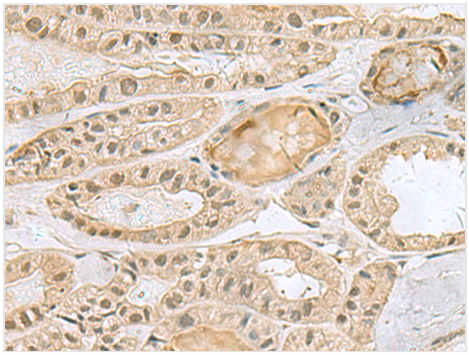

IHC (Immunohistochemisry)
Immunohistochemistry of paraffin-embedded Human thyroid cancer tissue using PCBD1 Polyclonal Antibody at dilution of 1:90(×200

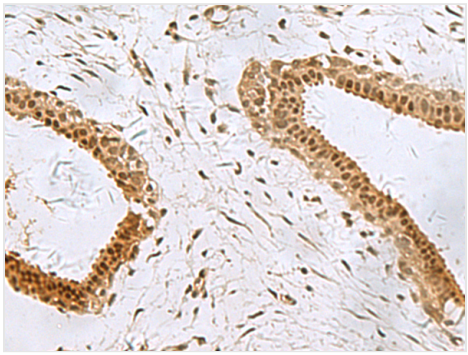

IHC (Immunohiostchemistry)
Immunohistochemistry of paraffin-embedded Human breast cancer tissue using PCBD1 Polyclonal Antibody at dilution of 1:90(×200



WB (Western Blot)
Western blot analysis of Human fetal liver tissue lysate using PCBD1 Polyclonal Antibody at dilution of 1:1000

ADDITIONAL INFORMATION

Related Product Information for anti-PCBD1 antibody	This gene encodes a member of the pterin-4-alpha-carbinolamine dehydratase family. The encoded protein has been identified as a moonlighting protein based on its ability to perform mechanistically distinct functions. The encoded protein functions as both a dehydratase involved in tetrahydrobiopterin biosynthesis, and as a cofactor for HNF1A-dependent transcription. A deficiency of this enzyme leads to hyperphenylalaninemia. Alternative splicing results in multiple transcript variants.
Product Categories/Family for anti-PCBD1 antibody	Cancer; Epigenetics and Nuclear Signaling; Metabolism; Signal Transduction

NCBI AND UNIPROT INFORMATION

NCBI GI #	4557831
NCBI GeneID	5092
NCBI Accession #	NP_000272.1; BC006324
NCBI GenBank Nucleotide #	NP_000272.1
UniProt Accession #	P61457
Molecular Weight	12 kDa
NCBI Official Full Name	pterin-4-alpha-carbinolamine dehydratase isoform 1
NCBI Official Synonym Full Names	pterin-4 alpha-carbinolamine dehydratase 1
NCBI Official Symbol	PCBD1
NCBI Official Synonym Symbols	PCD; PHS; DCOH; PCBD
NCBI Protein Information	pterin-4-alpha-carbinolamine dehydratase
UniProt Protein Name	Pterin-4-alpha-carbinolamine dehydratase
UniProt Gene Name	**PCBD1**
UniProt Synonym Gene Names	DCOH; PCBD; PHS; DCoH; Dimerization cofactor of HNF1; PCD
UniProt Entry Name	PHS_HUMAN

For Research Use Only. Not for use in diagnostic or therapeutic procedures. Small volumes of product may become entrapped in the seal of the vial during shipment and storage; if necessary, briefly centrifuge the vial on a tabletop centrifuge to dislodge any liquid in the cap.

AAA Biotech | Tel: +1 (619) 604-9440 | Fax: +1 (619) 604-9441 | contact@aaabiotech.com
Online datasheet: https://stage.aaabiotech.com/polyclonal/pcbd1-antibody-immunohistochemistry-western-blot-elisa/176631