Rabbit anti-Human, Mouse MYOT Polyclonal Antibody | anti-MYOT antibody

MYOT Polyclonal Antibody

CATALOG #	HOST	REACTIVITY	APPLICATIONS
AAA176613	**Rabbit**	**Human, Mouse**	**ELISA, Immunohistochemistry, Western Blot**

PRODUCT SYNONYMS

MYOT; Polyclonal Antibody; MYOT Polyclonal Antibody; 57 kDa cytoskeletal protein; LGMD 1; LGMD1; Myofibrillar titin like Ig domains protein; Myofibrillar titin-like Ig domains protein; Myot; MYOTI; Myotilin; Titin immunoglobulin domain protein; TTID; TTID protein; anti-MYOT antibody

PRODUCT SPECIFICATIONS

Host	Rabbit
Reactivity	Human, Mouse
Clonality	Polyclonal
Isotype	IgG
Purity/Purification	Antigen Affinity Purification
Form/Format	PBS with 0.05% NaN3 and 40% Glycerol, pH7.4
Concentration	1.2mg/mL (varies by lot)
Sequence Length	314
Applicable Applications for anti-MYOT antibody	ELISA, IHC (Immunohistochemistry), WB (Western Blot)
Immunogen	Fusion protein of human MYOT
Conjugation	Unconjugated
Preparation and Storage	Store at -20 degree C. Avoid freeze/thaw cycles.

IMAGES

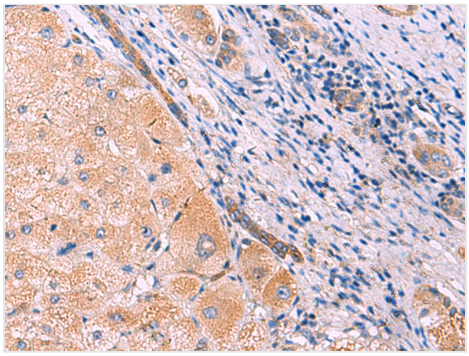

IHC (Immunohistochemisry)
Immunohistochemistry of paraffin-embedded Human liver cancer tissue using MYOT Polyclonal Antibody at dilution of 1:70(×200

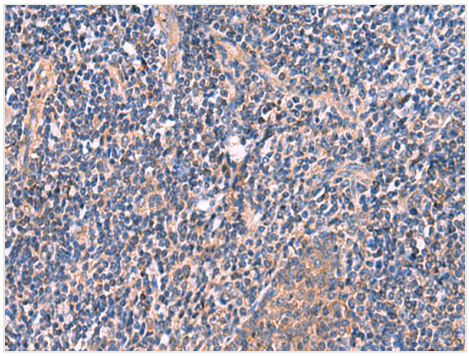

IHC (Immunohiostchemistry)
Immunohistochemistry of paraffin-embedded Human tonsil tissue using MYOT Polyclonal Antibody at dilution of 1:70(×200

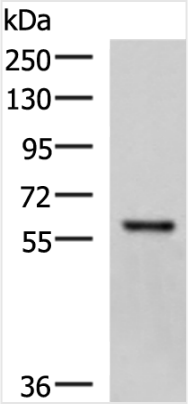

WB (Western Blot)
Western blot analysis of Mouse skeletal muscle tissue lysate using MYOT Polyclonal Antibody at dilution of 1:1000

ADDITIONAL INFORMATION

Related Product Information for anti-MYOT antibody	This gene encodes a cystoskeletal protein which plays a significant role in the stability of thin filaments during muscle contraction. This protein binds F-actin, crosslinks actin filaments, and prevents latrunculin A-induced filament disassembly. Mutations in this gene have been associated with limb-girdle muscular dystrophy and myofibrillar myopathies. Several alternatively spliced transcript variants of this gene have been described, but the full-length nature of some of these variants has not been determined.
Product Categories/Family for anti-MYOT antibody	Cancer; Cardiovascular; Signal transduction

NCBI AND UNIPROT INFORMATION

NCBI GI #	209693444
NCBI GeneID	9499
NCBI Accession #	NP_001129412.1; BC005376
NCBI GenBank Nucleotide #	NP_001129412.1
UniProt Accession #	Q9UBF9
Molecular Weight	55 kDa
NCBI Official Full Name	myotilin isoform b
NCBI Official Synonym Full Names	myotilin
NCBI Official Symbol	MYOT
NCBI Official Synonym Symbols	MFM3; TTID; TTOD; LGMD1; LGMD1A
NCBI Protein Information	myotilin
UniProt Protein Name	Myotilin
UniProt Gene Name	**MYOT**
UniProt Synonym Gene Names	TTID
UniProt Entry Name	MYOTI_HUMAN

For Research Use Only. Not for use in diagnostic or therapeutic procedures. Small volumes of product may become entrapped in the seal of the vial during shipment and storage; if necessary, briefly centrifuge the vial on a tabletop centrifuge to dislodge any liquid in the cap.

AAA Biotech | Tel: +1 (619) 604-9440 | Fax: +1 (619) 604-9441 | contact@aaabiotech.com
Online datasheet: https://stage.aaabiotech.com/polyclonal/myot-antibody-immunohistochemistry-western-blot-elisa/176613